



TETĀ VIRU  
MOHENDAPY  
Motenondcha  
Ministerio de  
HACIENDA

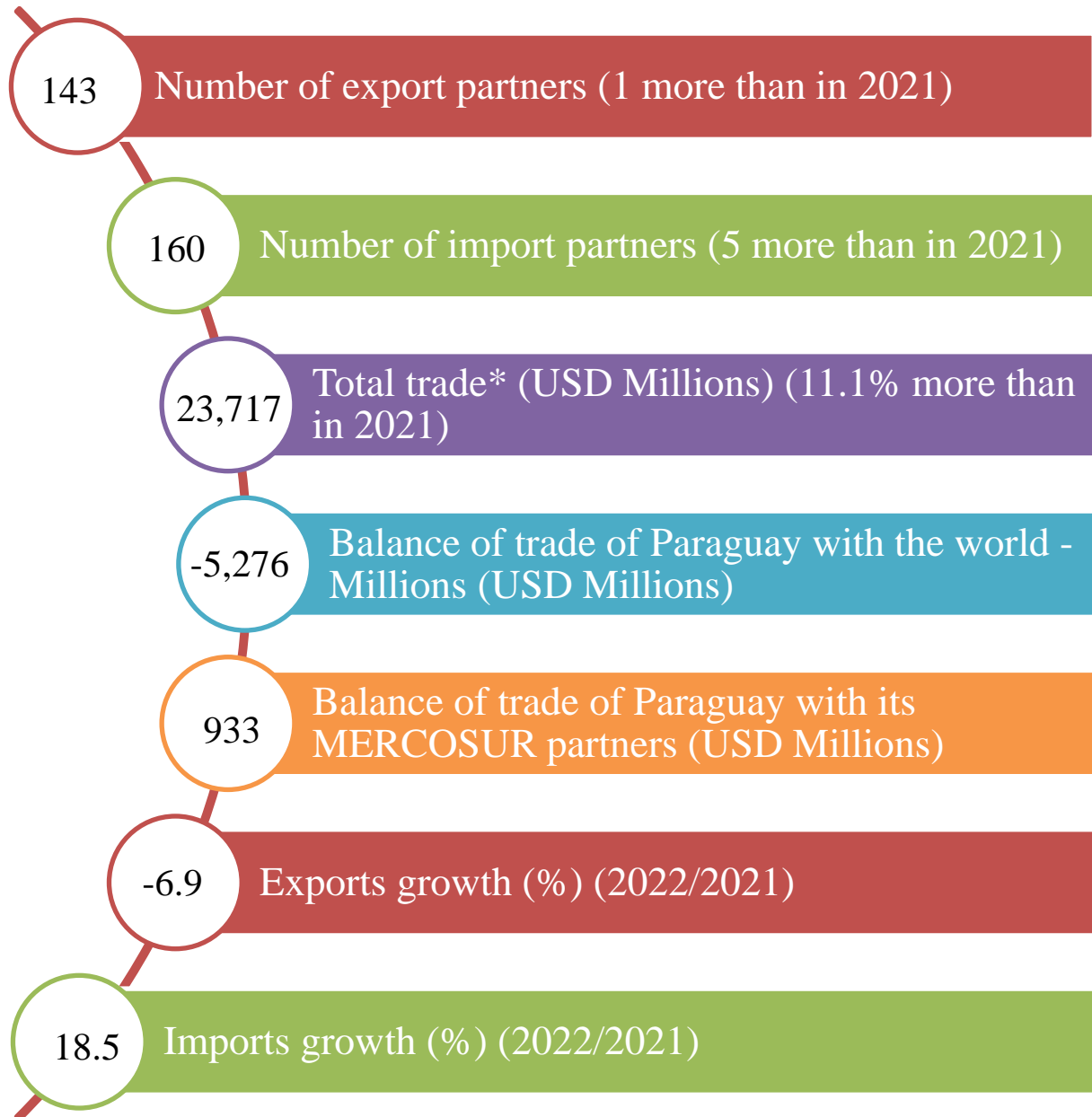
■ TETĀ REKUĀI  
■ GOBIERNO NACIONAL

Paraguay  
de la gente

Subsecretaría de Estado de Economía

## TRADE INDICATORS OF PARAGUAY

November 2022



**Source:** Directorate of Integration – Department of Commerce Strategies, based on data reported by the Central Bank of Paraguay

Note: (\*) Total trade (exports expressed in FOB + imports expressed in CIF)



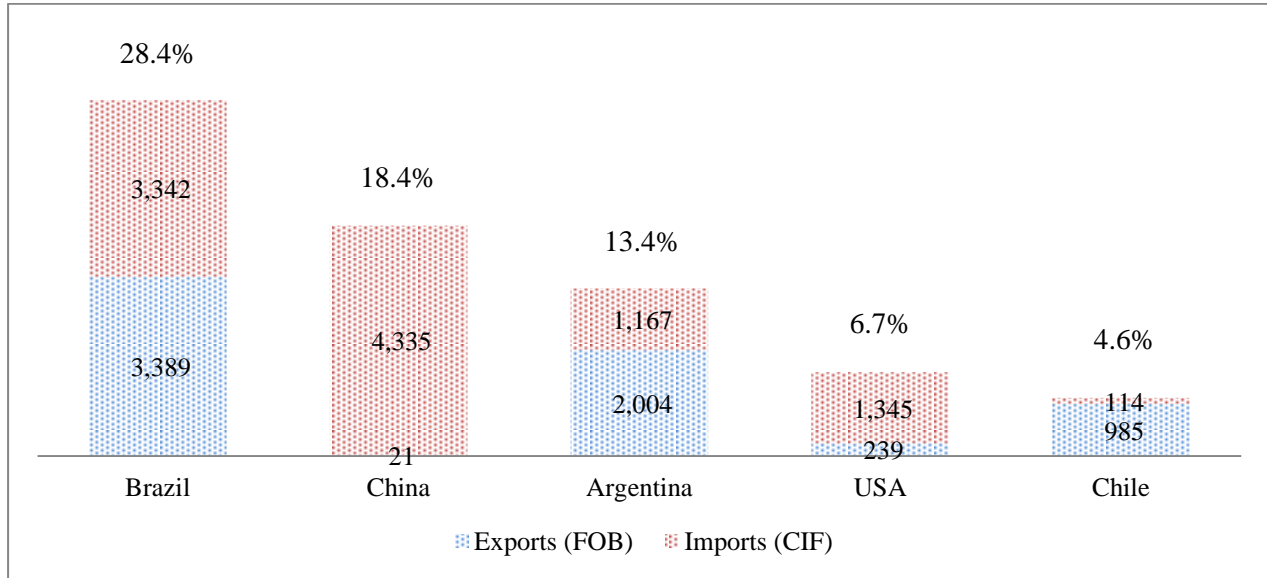


Subsecretaría de Estado de Economía

Top trading partners of Paraguay

January-November 2022

Share in total trade (percent)

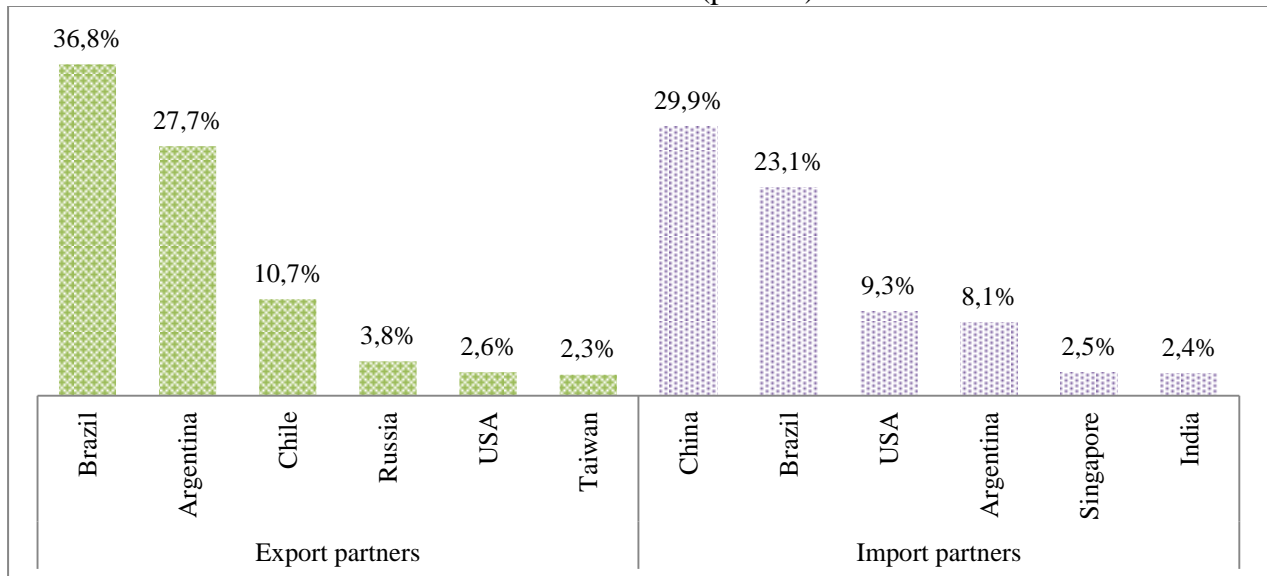


Source: Directorate of Integration – Department of Commerce Strategies, based on data reported by the Central Bank of Paraguay

Top import and export partners of Paraguay

January-November

Share in total trade (percent)



Source: Directorate of Integration – Department of Commerce Strategies, based on data reported by the Central Bank of Paraguay





TETĀ VIRU  
MOHENDAPY  
Motenondcha  
Ministerio de  
HACIENDA

■ TETĀ REKUĀI  
■ GOBIERNO NACIONAL

Paraguay  
de la gente

## Subsecretaría de Estado de Economía

### Top traded products January-November 2022

| Exports (in millions)<br>USD FOB | 2021  | 2022  | Δ      |
|----------------------------------|-------|-------|--------|
| Beef                             | 1,459 | 1,612 | 10.5%  |
| Electricity <sup>1</sup>         | 1,511 | 1,515 | 0.3%   |
| Soybeans                         | 2,905 | 1,206 | -58.5% |

| Imports (in millions)<br>USD CIF | 2021  | 2022  | Δ     |
|----------------------------------|-------|-------|-------|
| Fuels                            | 1,310 | 2,036 | 55.4% |
| Smartphones                      | 1,017 | 1,082 | 6.4%  |
| Automobiles                      | 383   | 477   | 25.5% |

**Source:** Directorate of Integration – Department of Commerce Strategies, based on data reported by the Central Bank of Paraguay

<sup>1</sup> 100% of electric power generated and sold by Paraguay comes from its hydraulic power plants.





TETĀ VIRU  
MOHENDAPY  
Motenondcha  
Ministerio de  
HACIENDA

■ TETĀ REKUĀI  
■ GOBIERNO NACIONAL

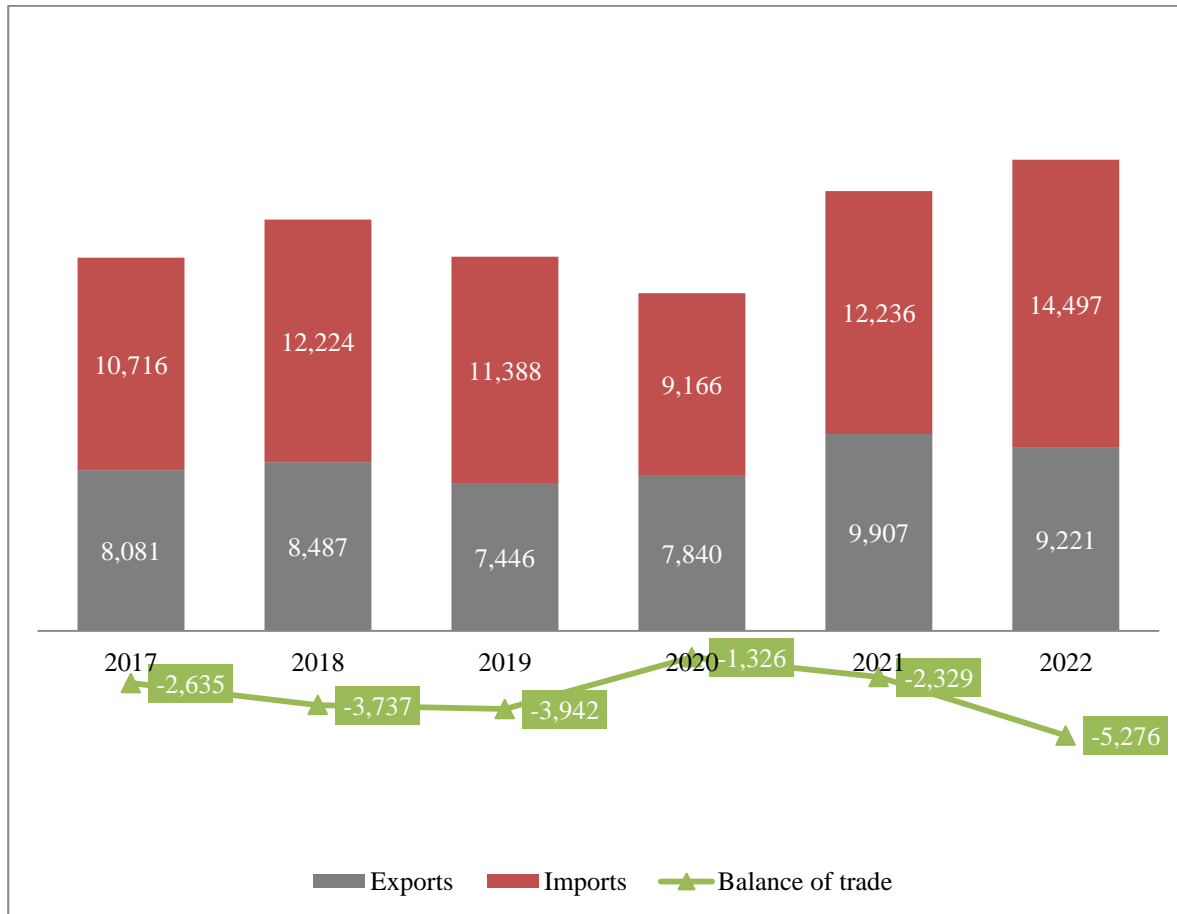
Paraguay  
de la gente

## Subsecretaría de Estado de Economía

### Overall trade detailed series

January-November 2017-2022

Millions (USD)



**Source:** Directorate of Integration – Department of Commerce Strategies, based on data reported by the Central Bank of Paraguay

Notes: (\*) Exports expressed as FOB value  
(\*\*) Imports expressed as CIF value





## Subsecretaría de Estado de Economía

### Summary of the Paraguayan International Trade

#### Exports (FOB)

- January-November 2021: USD 9.9 billion
- January-November 2022: USD 9.2 billion
- Growth in value: USD -618 million
- Growth in percentage: -6.8%

#### Countries or trade blocs that mostly impacted on exports growth

- Russia (USD -390 million)
- MERCOSUR (USD -385 million)
- ASEAN (USD 105 million)

#### Products that mostly impacted on exports outcome

- Soybeans (USD -1.7 billion)
- Soy flour (USD -119 million)
- Maize (USD 533 million)

**Source:** Directorate of Integration – Department of Commerce Strategies, based on data reported by the Central Bank of Paraguay

#### Imports (CIF)

- January-November 2021: USD 12.2 billion
- January-November 2022: USD 15.5 billion
- Growth in value: USD 2.3 billion
- Growth in percentage: 18.5%

#### Countries or trade blocs that mostly impacted on imports growth

- China (USD 668 million)
- USMCA (USD 518 million)

#### Products that mostly impacted on imports outcome

- Fuels (USD 742 million)
- Insecticides (USD 113 million)
- Land machinery (USD -43 million)

**Source:** Directorate of Integration – Department of Commerce Strategies, based on data reported by the Central Bank of Paraguay

