



TETĀ VIRU
MOHENDAPY
Motenondcha
Ministerio de
HACIENDA

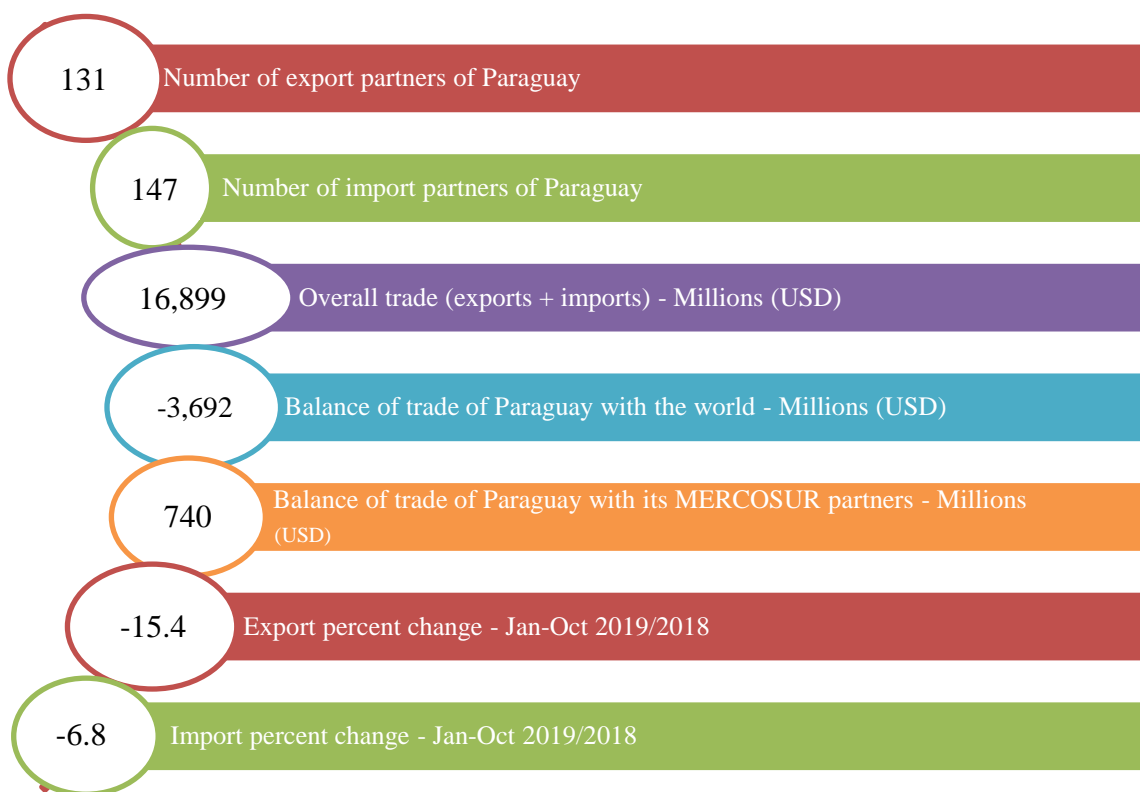
TETĀ REKUÁI
GOBIERNO NACIONAL

Paraguay
de la gente

Subsecretaría de Estado de Economía

TRADE INDICATORS OF PARAGUAY

October 2019



Source: Directorate of Integration – Department of Commerce Strategies, based on data reported by the Central Bank of Paraguay



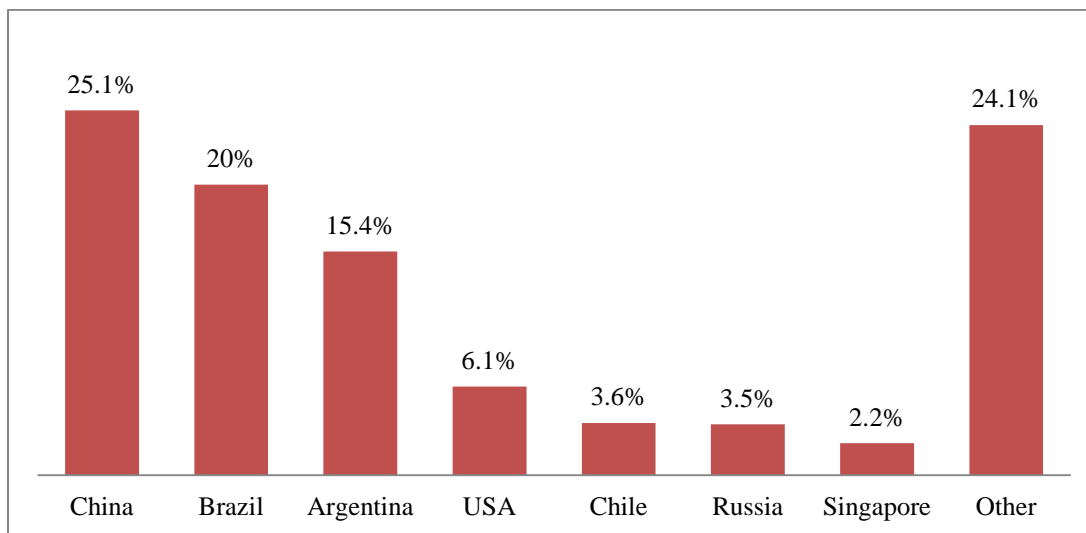


Subsecretaría de Estado de Economía

Top trading partners of Paraguay

January to October 2019

Participation in relation to overall trade (percent)

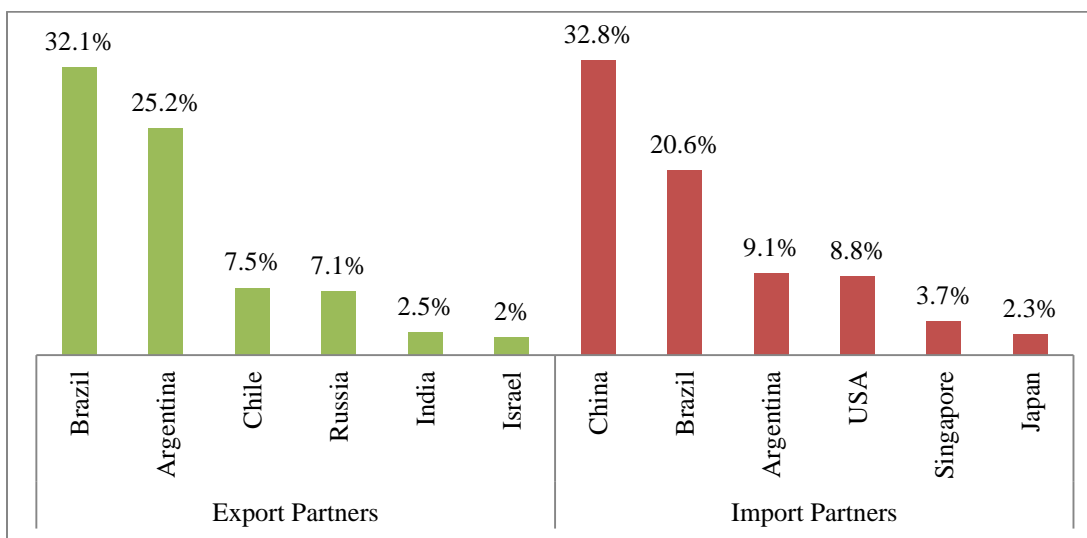


Source: Directorate of Integration – Department of Commerce Strategies, based on data reported by the Central Bank of Paraguay

Top import and export partners of Paraguay

January to October 2019

Portion of participation in overall trade (percent)



Source: Directorate of Integration – Department of Commerce Strategies, based on data reported by the Central Bank of Paraguay



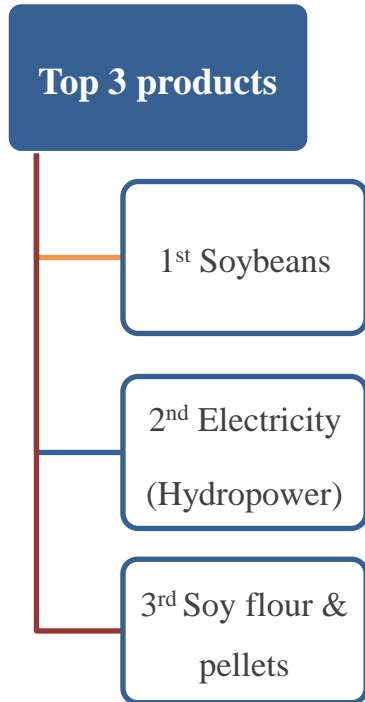


Subsecretaría de Estado de Economía

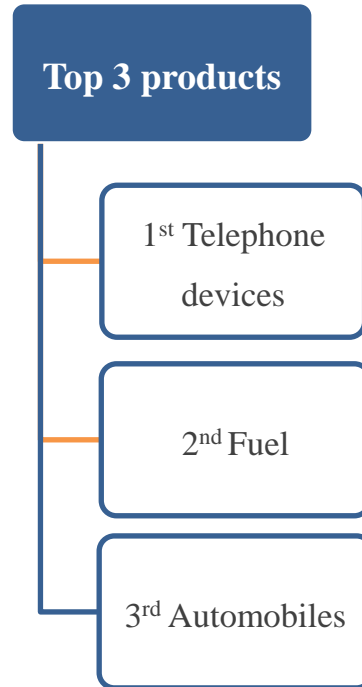
Top traded goods

January to October 2019

Exports



Imports



Source: Directorate of Integration – Department of Commerce Strategies, based on data reported by the Central Bank of Paraguay



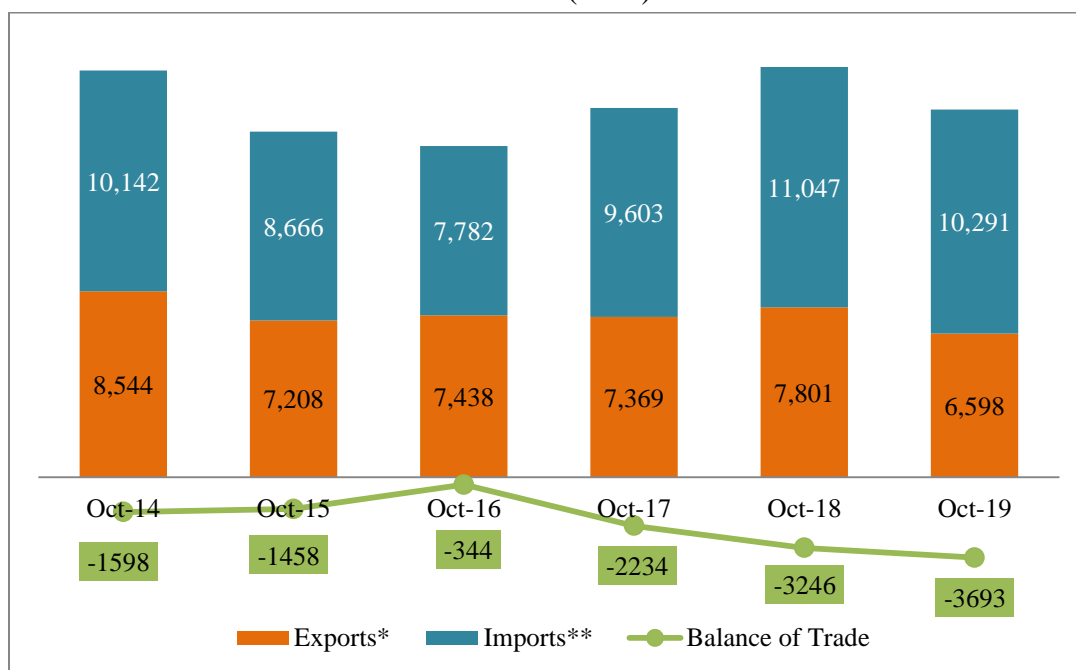


Subsecretaría de Estado de Economía

Overall trade detailed series

January to October 2014/2019

Millions (USD)



Source: Directorate of Integration, Department of Commerce Strategies, based on data reported by the Central Bank of Paraguay

Notes: (*) Exports expressed as FOB
(**) Imports expressed as CIF

Exports and imports take into account those registered by the National Customs Administration, including hydropower exports. It does not take into account re-exports or other kind of exports or other imports registered in other national accounts.





Subsecretaría de Estado de Economía

Summary of the Paraguayan Foreign Trade

Exports (FOB USD)

- January-October 2018: 7.8 billion
- January-October 2019: 6.6 billion
- Percent change: -15,4%

Trading blocs or regions that had major effects on exports

- MERCOSUR (-6.8%)
- Russia (-3.1%)
- EU-28 (-2.6%)
- NAFTA (0.2%)

Group of products that had major effects on exports

- Oilseeds (-7%)
- Electricity (hydropower) (-5.2%)
- Grains (maize) (2.1%)
- Tobacco & beverages (0.5%)

Goods that mostly impacted on overall export results

- Soybeans (-7.3%)
- Electricity (hydropower) (-4.7%)
- Maize (2.1%)

Source: Directorate of Integration, Department of Commerce Strategies, based on data reported by the Central Bank of Paraguay

Imports (CIF USD)

- January-October 2018: 11 billion
- January-October 2019: 10.3 billion
- Percent change: -6.8%

Trading blocs or regions which most impacted on imports

- EU-28 (-5.3%)
- MERCOSUR (-3.9%)

Group of products that major impacted on imports

- Vehicles & auoparts (-2.4%)
- Petrol products (-1.6%)
- Electronic devices (4.3%)
- Other animal products (0.1%)

Goods that mostly impacted on overall import results

- Petrol oil (-1.5%)
- Office machinery parts (-1.3%)
- Telephone devices (6.4%)

Source: Directorate of Integration, Department of Commerce Strategies, based on data reported by the Central Bank of Paraguay

