




Subsecretaría de Estado de Economía
TRADE INDICATORS OF PARAGUAY
January-May 2020



Source: Directorate of Integration – Department of Commerce Strategies, based on data reported by the Central Bank of Paraguay



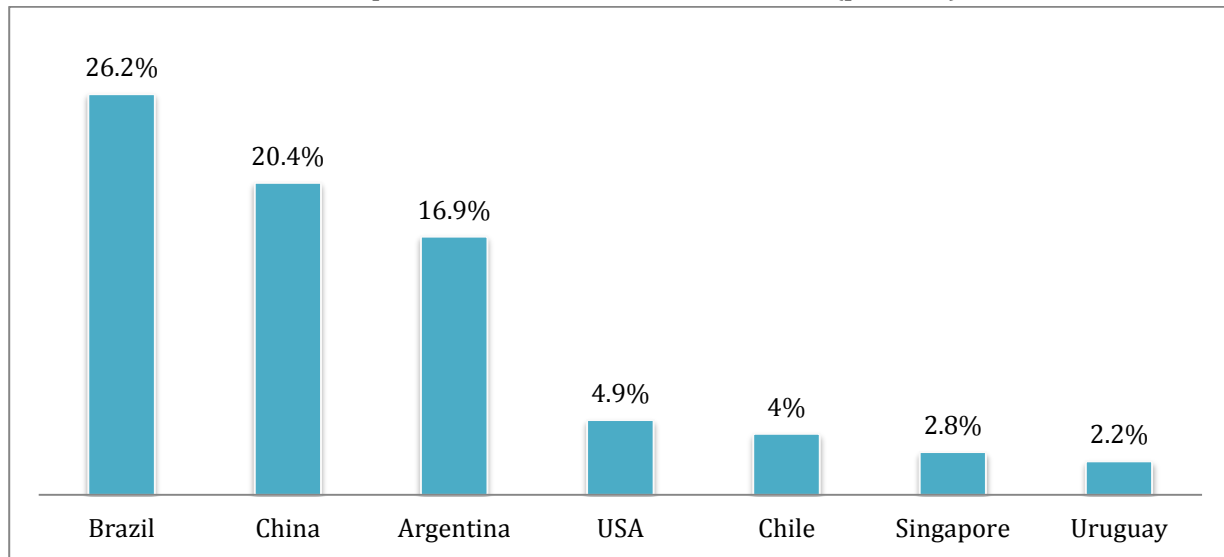


Subsecretaría de Estado de Economía

Top trading partners of Paraguay

January-May 2020

Participation in relation to overall trade (percent)

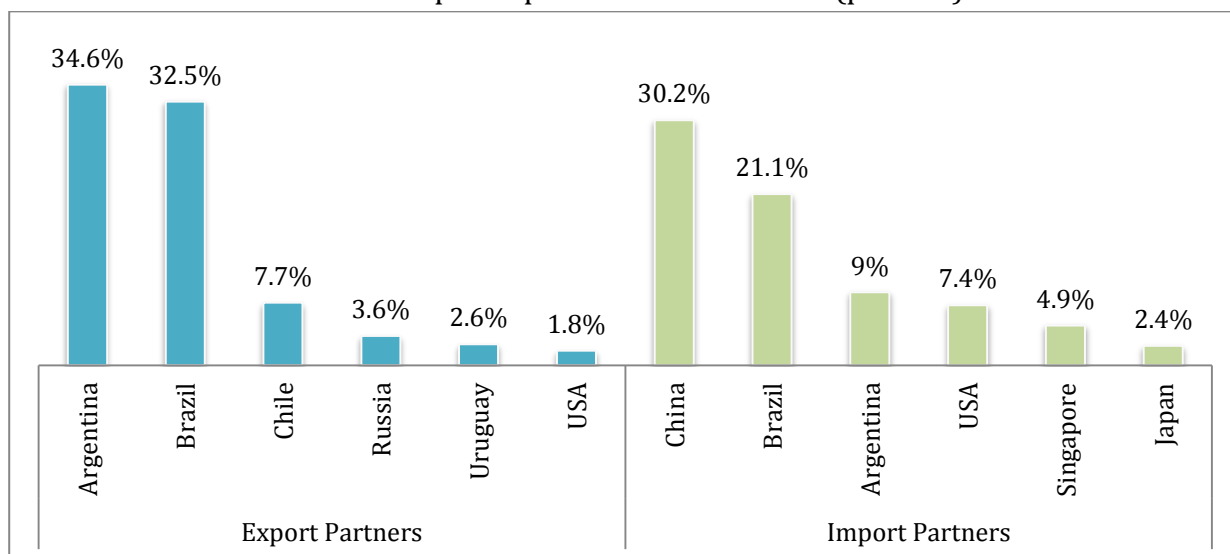


Source: Directorate of Integration – Department of Commerce Strategies, based on data reported by the Central Bank of Paraguay

Top import and export partners of Paraguay

January-May 2020

Portion of participation in overall trade (percent)



Source: Directorate of Integration – Department of Commerce Strategies, based on data reported by the Central Bank of Paraguay



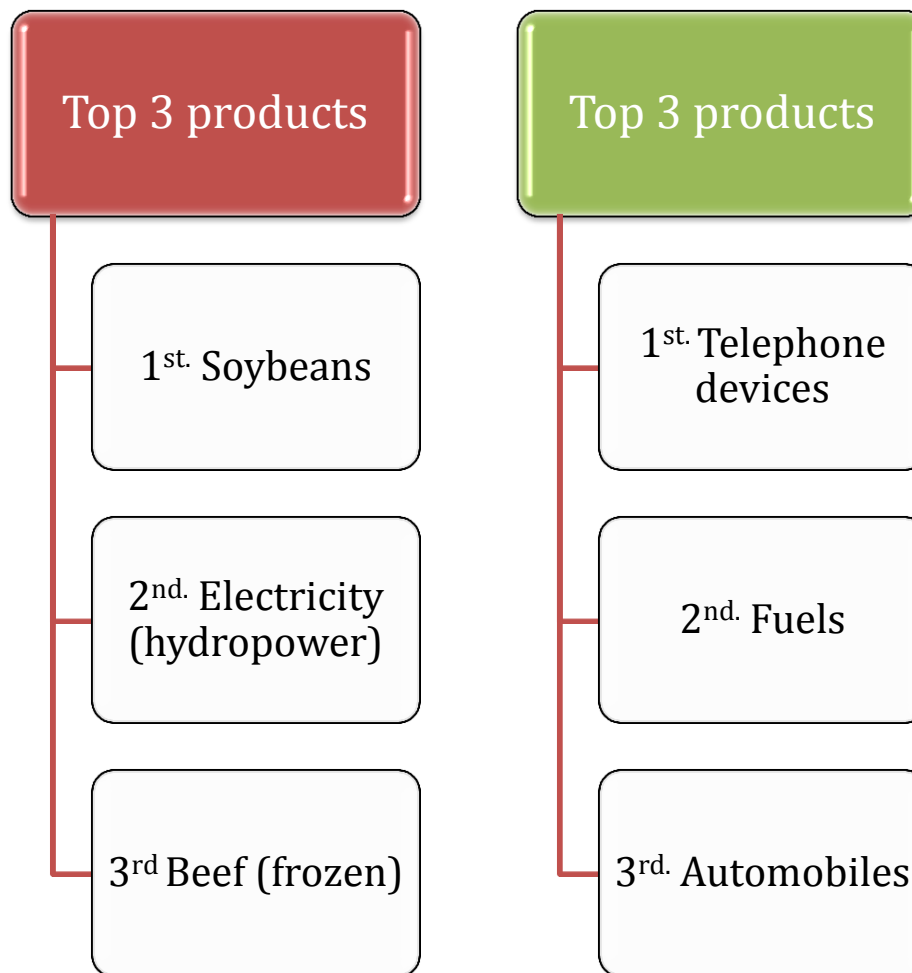


Subsecretaría de Estado de Economía

Top traded goods
January-May 2020

Exports

Imports



Source: Directorate of Integration – Department of Commerce Strategies, based on data reported by the Central Bank of Paraguay





TETĀ VIRU
MOHENDĀPY
Motenondcha
Ministerio de
HACIENDA

TETĀ REKUÁI
GOBIERNO NACIONAL

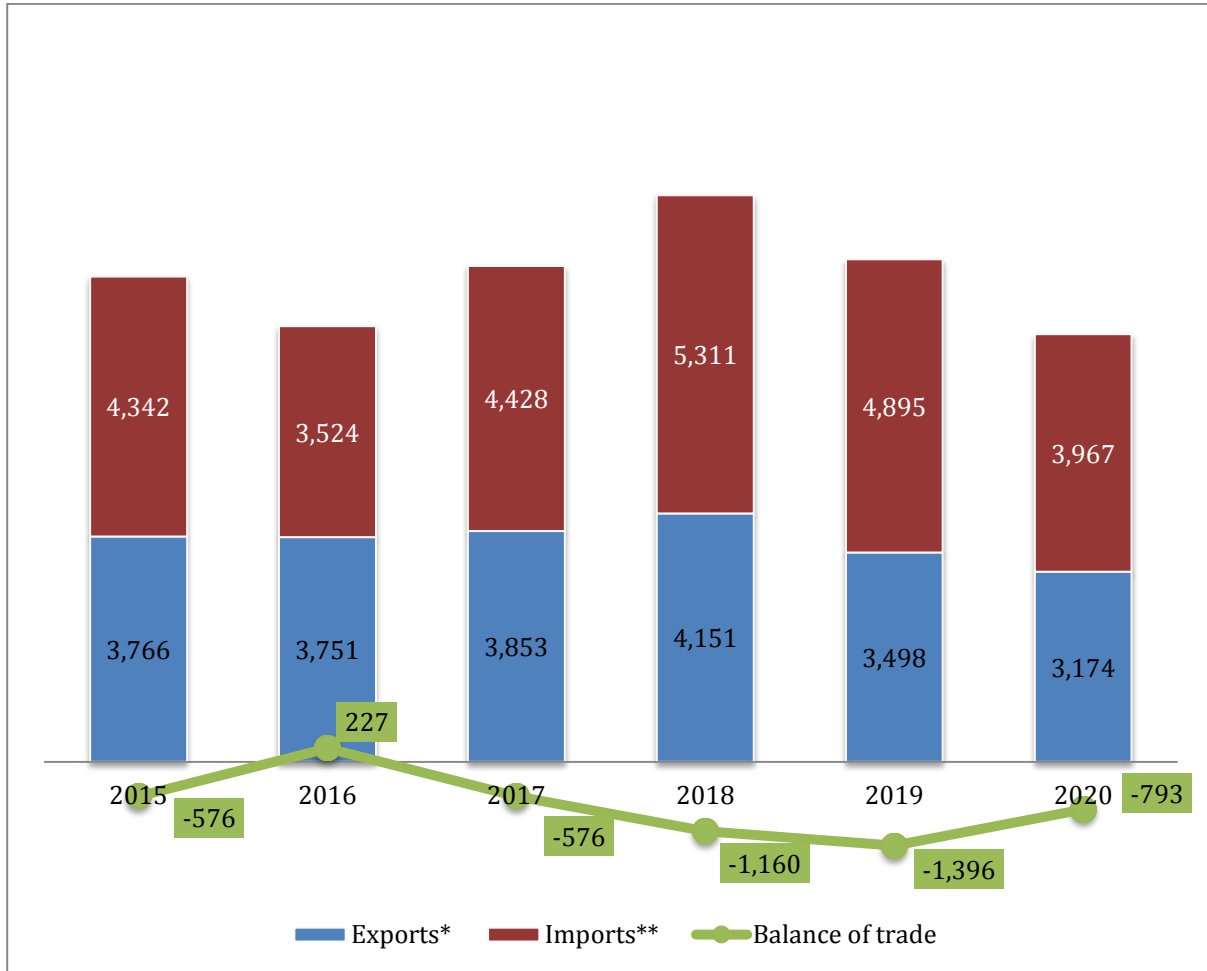
Paraguay
de la gente

Subsecretaría de Estado de Economía

Overall trade detailed series

January-May 2015-2020

Millions (USD)



Source: Directorate of Integration – Department of Commerce Strategies, based on data reported by the Central Bank of Paraguay





Subsecretaría de Estado de Economía

Summary of the Paraguayan Foreign Trade

Exports (FOB USD)

- January-May 2019: USD 3,498 million
- January -May 2020: USD 3,174 million
- Change in value: USD -324 million
- Percent change: -9.3%

Trading blocs or regions that had major effects on overall growth and fall of exports

- Russia (USD -131 million)
- European Union (USD -78 million)
- MERCOSUR (USD 100 million)

Group of products that had major effects on overall growth and fall of exports

- Soy flour (USD -97 million)
- Hydropower (USD -97 million)
- Rice (USD 24 million)

Source: Directorate of Integration, Department of Commerce Strategies, based on data reported by the Central Bank of Paraguay

Imports (CIF USD)

- January-May 2019: USD 4,895 million
- January-May 2020: USD 3,967 million
- Change in value: USD -928 million
- Percent change: -19%

Trading blocs or regions which most impacted on overall imports growth and fall

- China (USD -349 million)
- MERCOSUR (USD -283 million)
- ASEAN (USD 25 million)

Group of products that major impacted on overall imports growth and fall

- Telephone devices (USD -156 million)
- Petroleum oil (USD -139 million)
- Aluminium sheets (USD 14 million)

Source: Directorate of Integration, Department of Commerce Strategies, based on data reported by the Central Bank of Paraguay

