


Viceministerio de Economía y Planificación

TRADE INDICATORS OF PARAGUAY

October 2023



Source: Directorate of Integration – Department of Commerce Strategies, based on data reported by the Central Bank of Paraguay

Note: (*) Total trade (exports expressed in FOB + imports expressed in CIF)

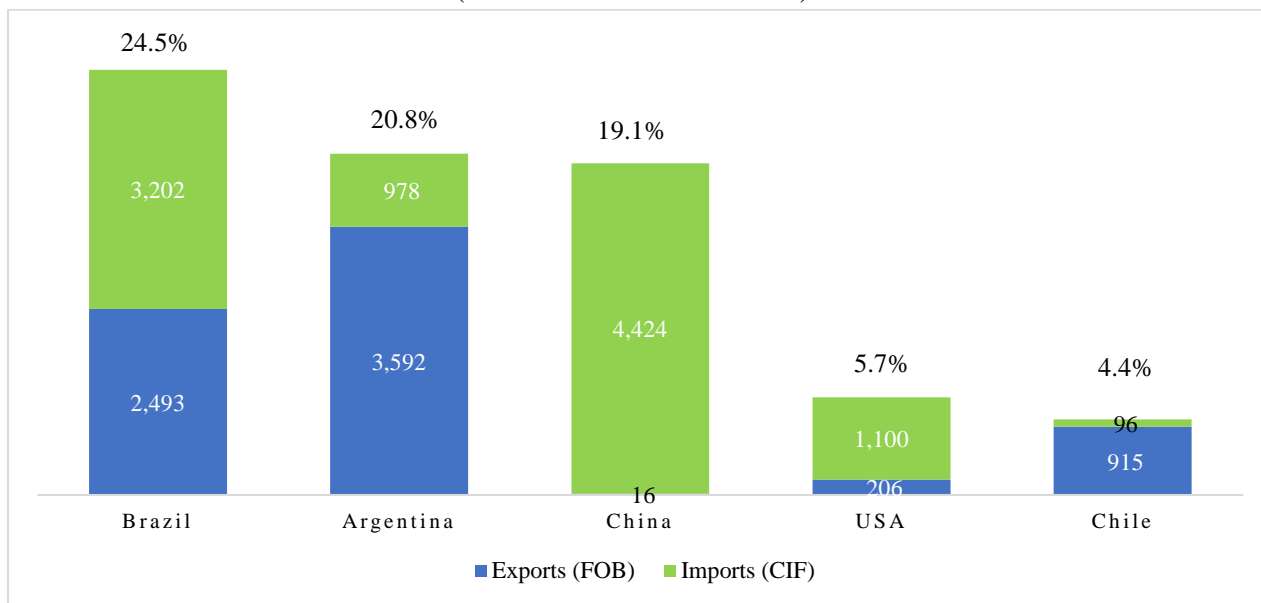
Viceministerio de Economía y Planificación

Top trading partners of Paraguay

January-October 2023

Share in total trade

(Numbers in millions USD)

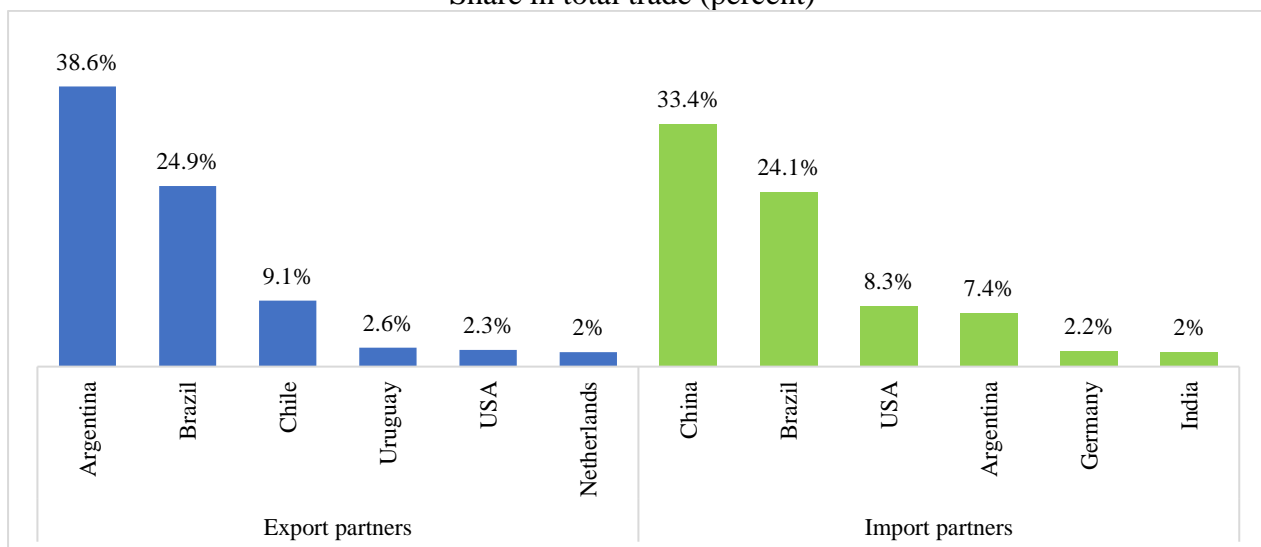


Source: Directorate of Integration – Department of Commerce Strategies, based on data reported by the Central Bank of Paraguay

Top import and export partners of Paraguay

January-October 2023

Share in total trade (percent)



Source: Directorate of Integration – Department of Commerce Strategies, based on data reported by the Central Bank of Paraguay

Viceministerio de Economía y Planificación

Top traded products

January-October 2023

Exports (in millions) USD FOB	2022	2023	Percent change
Soy	1,170	3,036	159.6
Electricity (hydropower)¹	1,357	1,304	-3.9
Soy flour	570	740	29.7

Imports (in millions) USD CIF	2022	2023	Percent change
Telephone devices	1,020	1,710	67.6
Petrol oil	1,970	1,674	-15
Automobiles	475	449	-5.4

Source: Directorate of Integration – Department of Commerce Strategies, based on data reported by the Central Bank of Paraguay

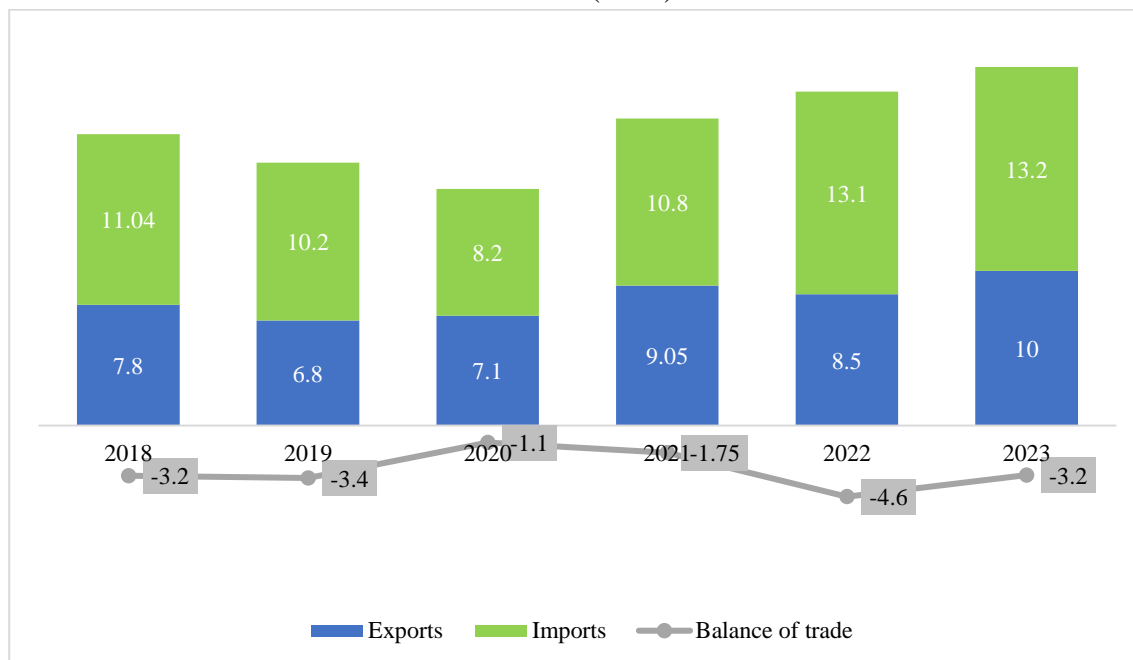
¹ 100% of electric power generated and sold by Paraguay comes from its hydraulic power plants.

Viceministerio de Economía y Planificación

Overall trade detailed series

January-October 2018-2023

Billions (USD)



Source: Directorate of Integration – Department of Commerce Strategies, based on data reported by the Central Bank of Paraguay

Notes: (*) Exports expressed as FOB value
(**) Imports expressed as CIF value

Viceministerio de Economía y Planificación

Summary of the Paraguayan International Trade

Exports (FOB)

- January-October 2023: USD 10 billion
- January-October 2022: USD 8.4 billion
- Growth in value: USD 1.5 billion
- Growth in percentage: 18.1%

Countries or trade blocs that mostly impacted on exports growth

- MERCOSUR (USD 1.6 billion)
- Countries associated to Mercosur (USD 127 million)

Products which mostly impacted on exports outcome

- Soy (USD 1.8 billion)
- Rice (USD 169 million)

Source: Directorate of Integration – Department of Commerce Strategies, based on data reported by the Central Bank of Paraguay

Imports (CIF)

- January-October 2023: USD 13.2 billion
- January-October 2022: USD 13.1 billion
- Growth in value: USD 147 million
- Growth in percentage: 1.1%

Countries or trade blocs that mostly impacted on imports growth

- China, People's Rep. (USD 505 million)
- ASEAN (USD -163 million)

Products which mostly impacted on imports outcome

- Telephone devices (USD 689 million)
- Petrol oil (USD -296 million)

Source: Directorate of Integration – Department of Commerce Strategies, based on data reported by the Central Bank of Paraguay