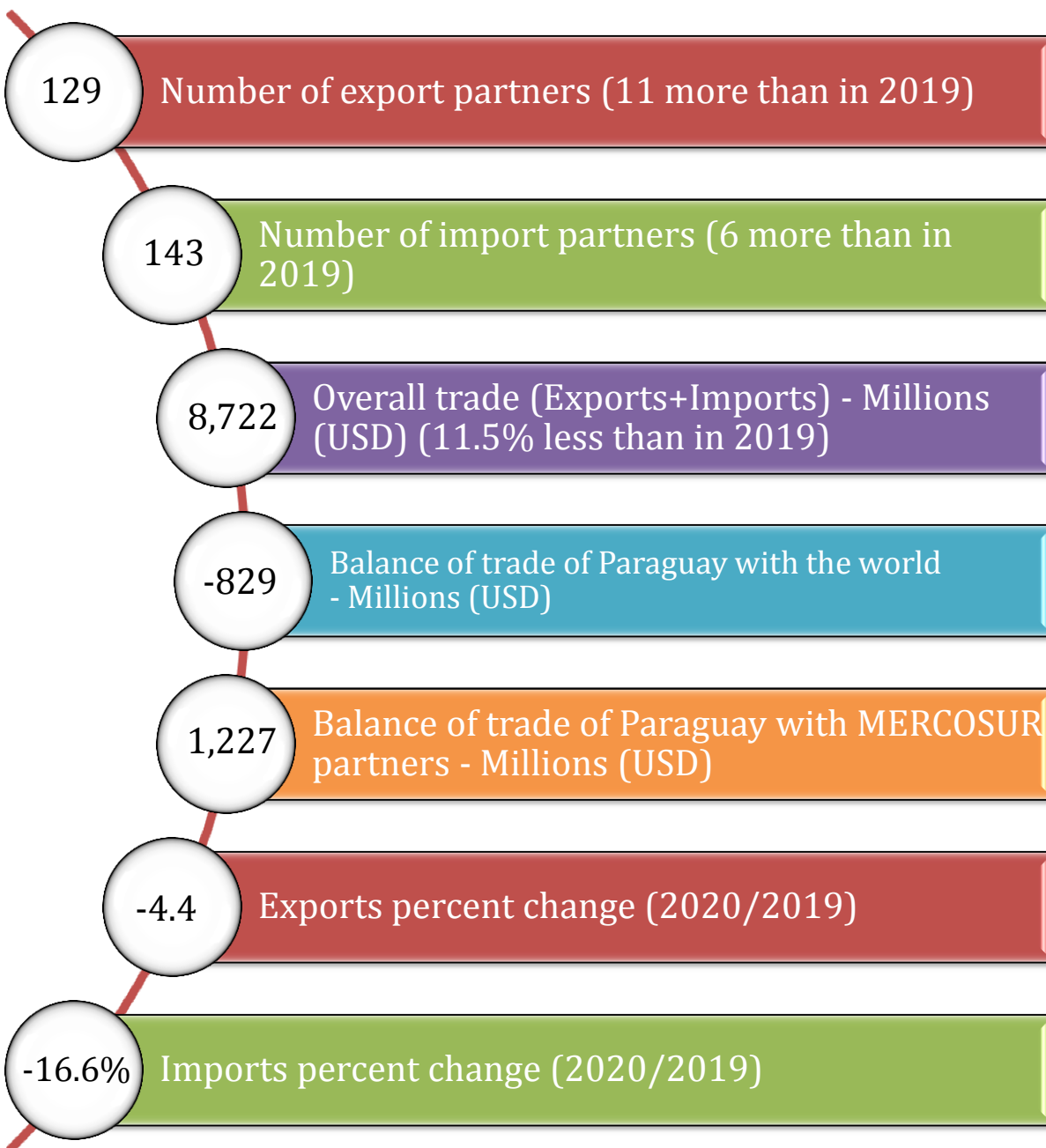




Subsecretaría de Estado de Economía  
**TRADE INDICATORS OF PARAGUAY**  
*January-June 2020*



**Source:** Directorate of Integration – Department of Commerce Strategies, based on data reported by the Central Bank of Paraguay



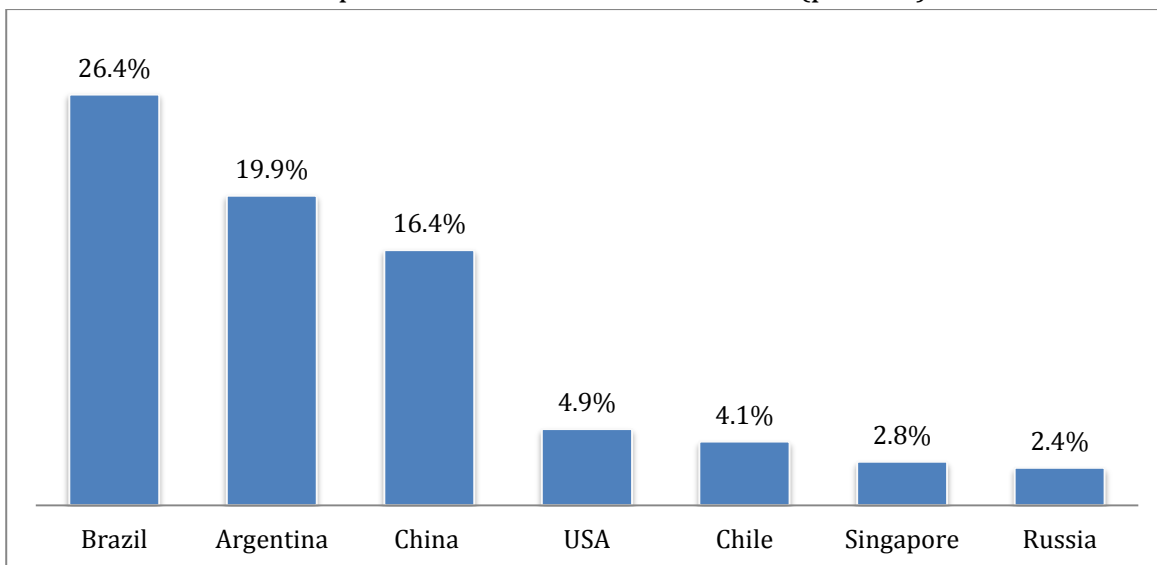


## Subsecretaría de Estado de Economía

### Top trading partners of Paraguay

January-June 2020

Participation in relation to overall trade (percent)

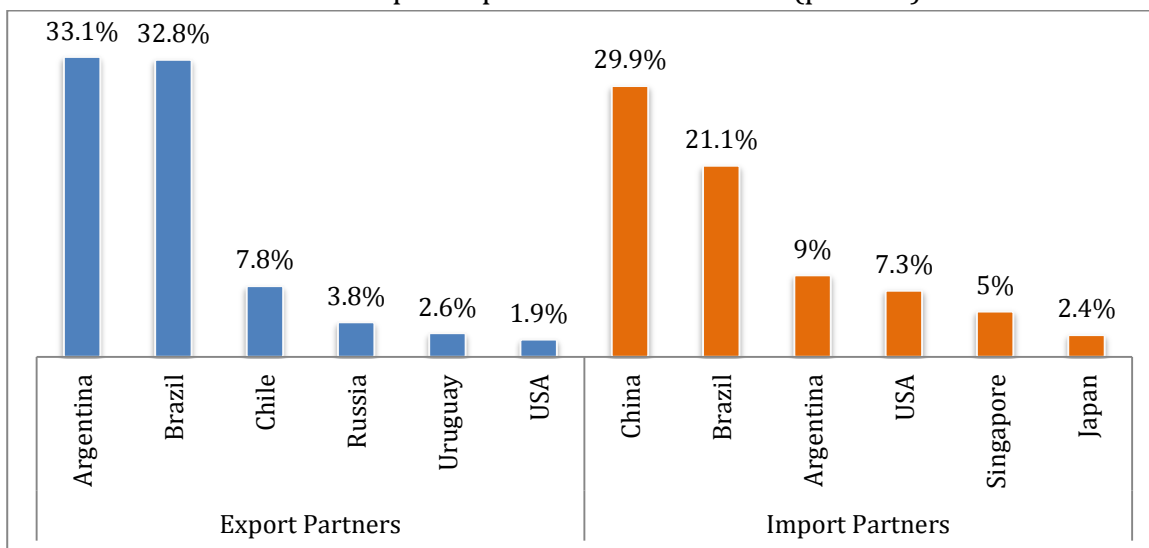


**Source:** Directorate of Integration – Department of Commerce Strategies, based on data reported by the Central Bank of Paraguay

### Top import and export partners of Paraguay

January-June 2020

Portion of participation in overall trade (percent)



**Source:** Directorate of Integration – Department of Commerce Strategies, based on data reported by the Central Bank of Paraguay



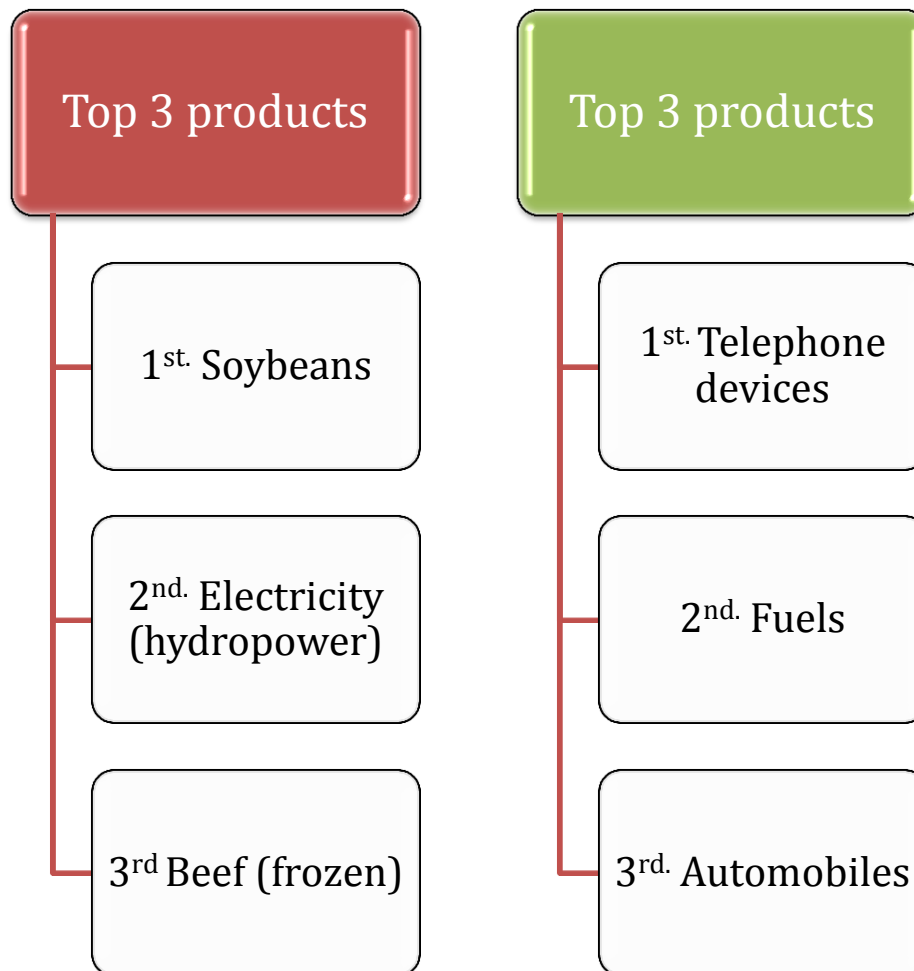


Subsecretaría de Estado de Economía

Top traded goods  
January-June 2020

Exports

Imports



Source: Directorate of Integration – Department of Commerce Strategies, based on data reported by the Central Bank of Paraguay





TETĀ VIRU  
MOHENDĀPY  
Motenonkcha  
Ministerio de  
HACIENDA

TETĀ REKUĀI  
GOBIERNO NACIONAL

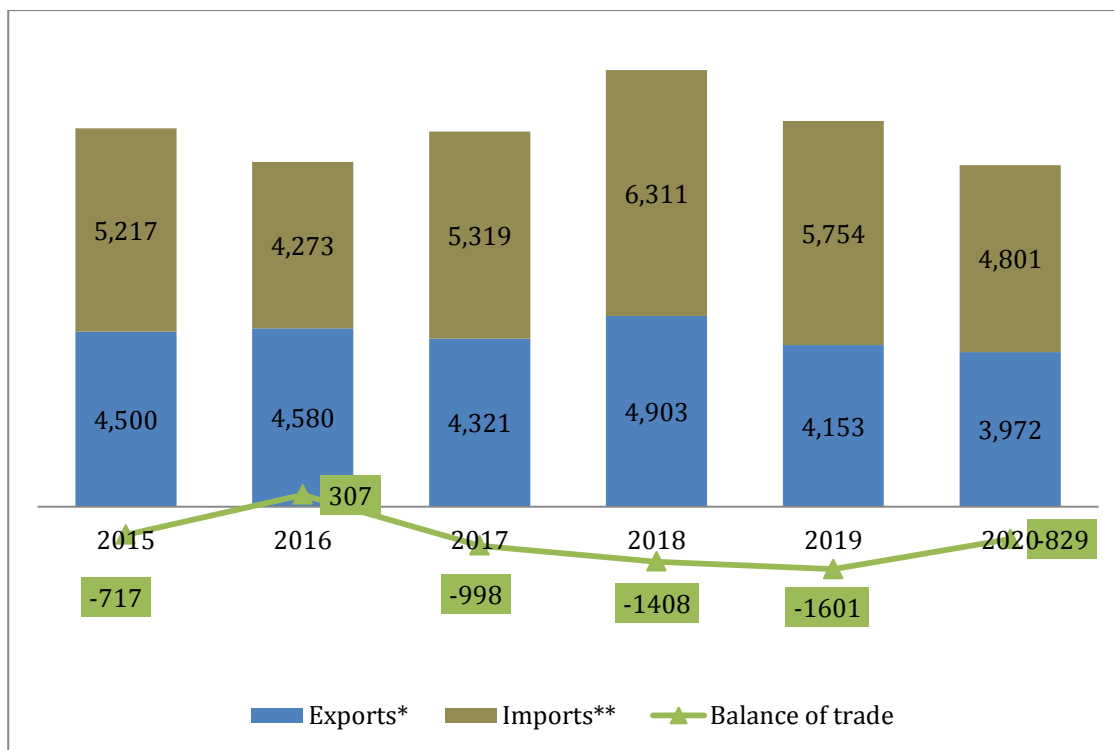
Paraguay  
de la gente

## Subsecretaría de Estado de Economía

### Overall trade detailed series

January-June 2015-2020

Millions (USD)



**Source:** Directorate of Integration – Department of Commerce Strategies, based on data reported by the Central Bank of Paraguay





## Subsecretaría de Estado de Economía Summary of the Paraguayan Foreign Trade

### Exports (FOB USD)

- January-June 2019: USD 4,153 million
- January-June 2020: USD 3,972 million
- Change in value: USD -181 million
- Percent change: -4.4%

### Trading blocs or regions that had major effects on overall growth and fall of exports

- Russia (USD -140 million)
- European Union (USD -85 million)
- MERCOSUR (USD 189 million)

### Group of products that had major effects on overall growth and fall of exports

- Hydropower (USD -95 million)
- Soy flour (USD -90 million)
- Soybeans (USD 64 million)

**Source:** Directorate of Integration, Department of Commerce Strategies, based on data reported by the Central Bank of Paraguay

### Imports (CIF USD)

- January-June 2019: USD 5,754 million
- January-June 2020: USD 4,801 million
- Change in value: USD -954 million
- Percent change: -16.6%

### Trading blocs or regions which most impacted on overall imports growth and fall

- China (USD -383 million)
- MERCOSUR (USD -282 million)
- ASEAN (USD 35 million)

### Group of products that major impacted on overall imports growth and fall

- Telephone devices (USD -165 million)
- Petroleum oil (USD -143 million)
- Aluminium sheets (USD 20 million)

**Source:** Directorate of Integration, Department of Commerce Strategies, based on data reported by the Central Bank of Paraguay

\*\*\*\*\*

