



TETĀ VIRU
MOHENDAPY
Motenondcha
Ministerio de
HACIENDA

■ TETĀ REKUĀI
■ GOBIERNO NACIONAL


Paraguay
de la gente



Subsecretaría de Estado de Economía

TRADE INDICATORS OF PARAGUAY

January-August 2020



Source: Directorate of Integration – Department of Commerce Strategies, based on data reported by the Central Bank of Paraguay



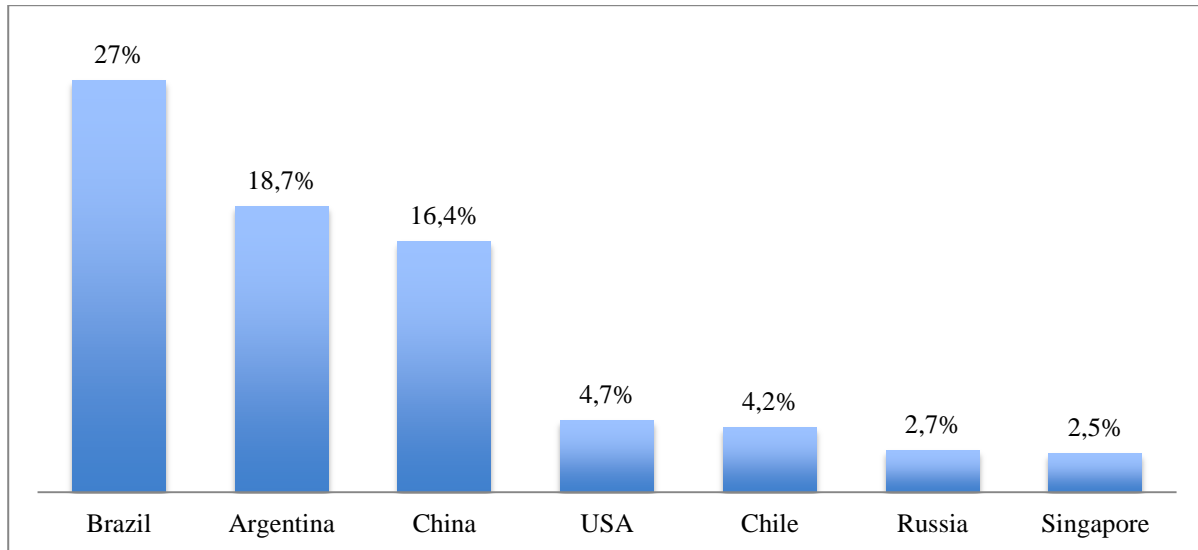


Subsecretaría de Estado de Economía

Top trading partners of Paraguay

January-August 2020

Participation in relation to overall trade (percent)

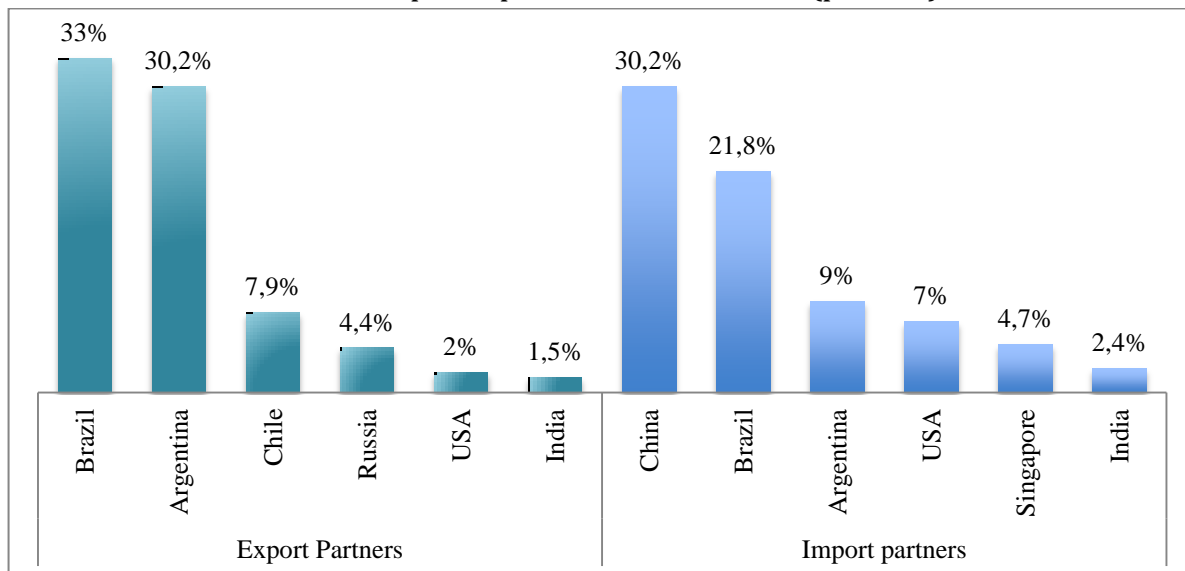


Source: Directorate of Integration – Department of Commerce Strategies, based on data reported by the Central Bank of Paraguay

Top import and export partners of Paraguay

January-August 2020

Portion of participation in overall trade (percent)



Source: Directorate of Integration – Department of Commerce Strategies, based on data reported by the Central Bank of Paraguay






Top traded goods
January-August 2020

Exports

Imports



Source: Directorate of Integration – Department of Commerce Strategies, based on data reported by the Central Bank of Paraguay



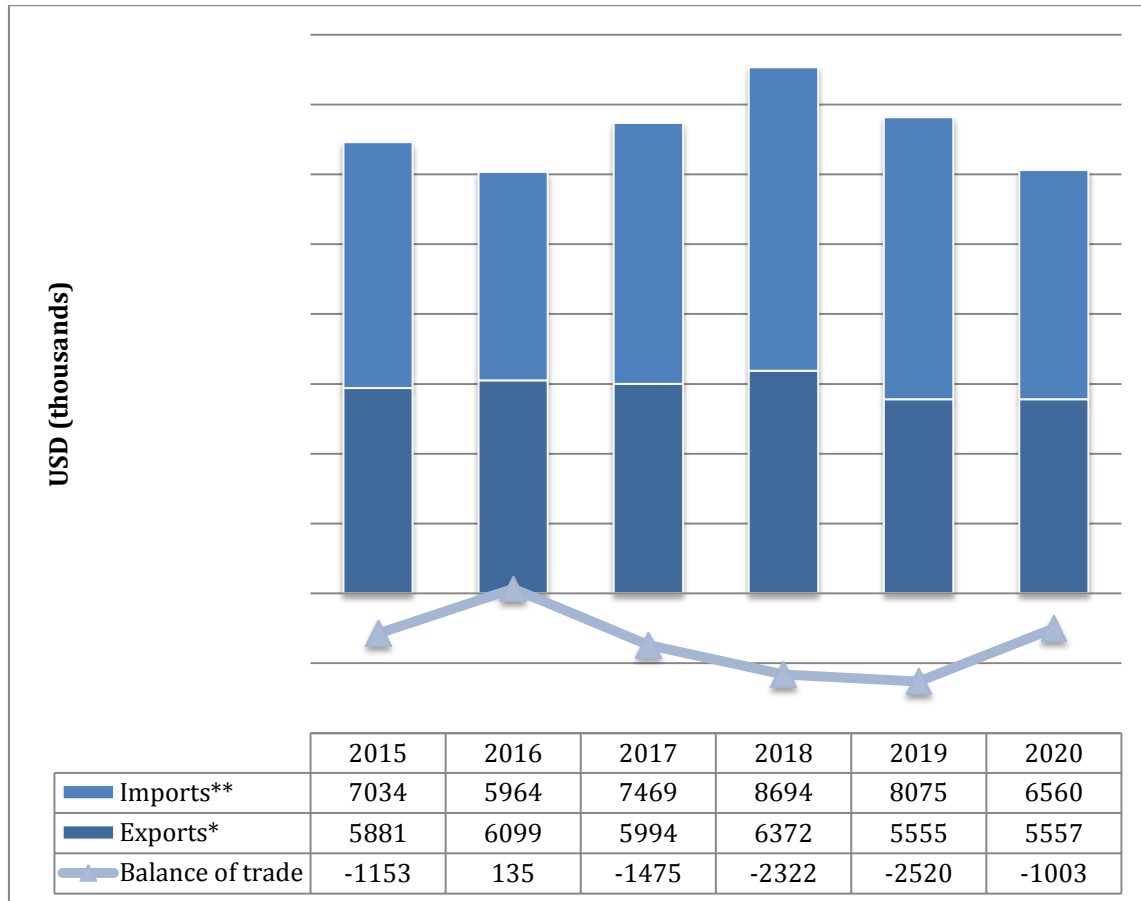


Subsecretaría de Estado de Economía

Overall trade detailed series

January-August 2015-2020

Millions (USD)



Source: Directorate of Integration – Department of Commerce Strategies, base don data reported by the Central Bank of Paraguay

Notes: (*) Exports expressed as FOB
(**) Imports expressed as CIF





Summary of the Paraguayan Foreign Trade

Exports (USD FOB)

- January-August 2019: 5,555 million
- January-August 2020: 5,557 million
- Change in value: 2 million
- Percent change: 0.04%

Countries or trade unions that mostly impacted on exports growth or fall

- MERCOSUR (USD 340 million)
- NAFTA (USD 47 million)
- Russia (USD -160 million)

Products that mostly impacted on exports outcome

- Soybeans (USD -226 million)
- Rice (USD 70 million)
- Electricity - hydropower (USD -111 MILLION)

Source: Directorate of Integration – Department of Commerce Strategies, based on data reported by the Central Bank of Paraguay

Imports (USD CIF)

- January-August 2019: 8,075 million
- January-August 2020: 6,560 million
- Change in value: -1,515 million
- Percent change: -18.8%

Countries or trade unions which mostly impacted on imports growth or fall

- China (USD -631 million)
- MERCOSUR (USD -383 million)
- ASEAN (USD 15 million)

Products that mostly impacted on imports outcome

- Telephone devices (USD -267 million)
- Petroleum oil (USD -241 million)
- Aluminium sheets (USD 27 million)

Source: Directorate of Integration – Department of Commerce Strategies, based on data reported by the Central Bank of Paraguay

