



TETĀ VIRU
MOHENDAPY
Motenondcha
Ministerio de
HACIENDA

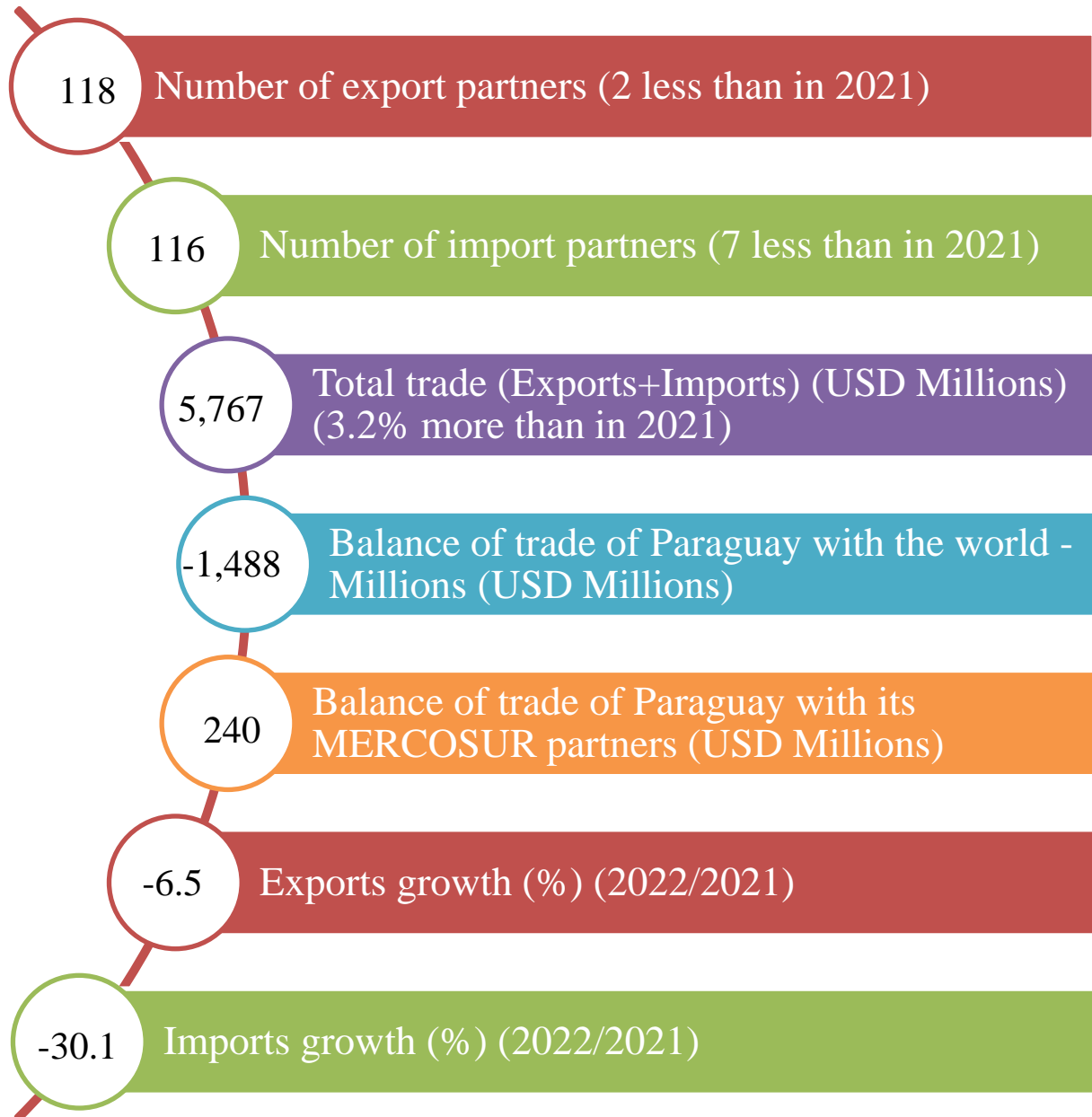
■ TETĀ REKUÁI
■ GOBIERNO NACIONAL

Paraguay
de la gente

Subsecretaría de Estado de Economía

TRADE INDICATORS OF PARAGUAY

March 2022



Source: Directorate of Integration – Department of Commerce Strategies, based on data reported by the Central Bank of Paraguay



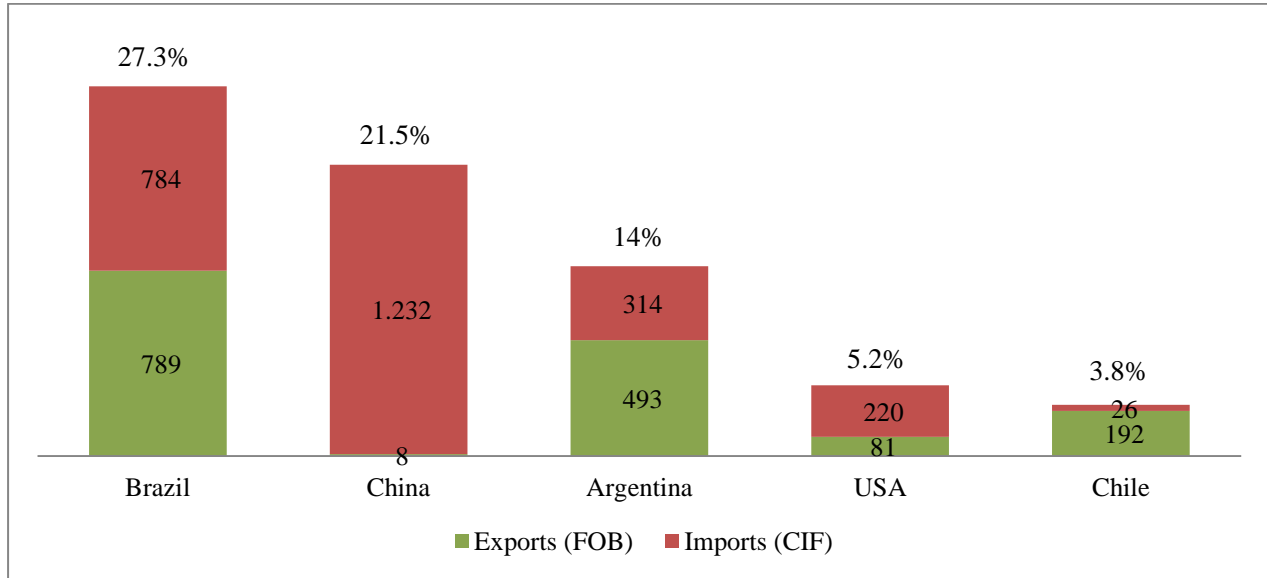


Subsecretaría de Estado de Economía

Top trading partners of Paraguay

January-March 2022

Share in total trade (percent)

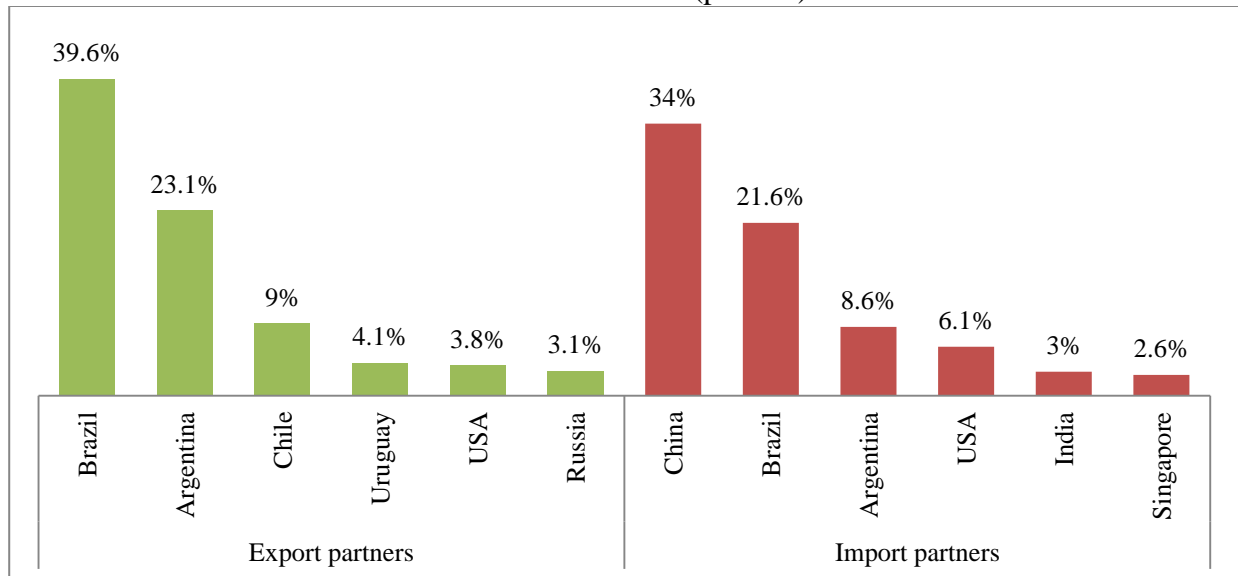


Source: Directorate of Integration – Department of Commerce Strategies, based on data reported by the Central Bank of Paraguay

Top import and export partners of Paraguay

January-March 2022

Share in total trade (percent)



Source: Directorate of Integration – Department of Commerce Strategies, based on data reported by the Central Bank of Paraguay

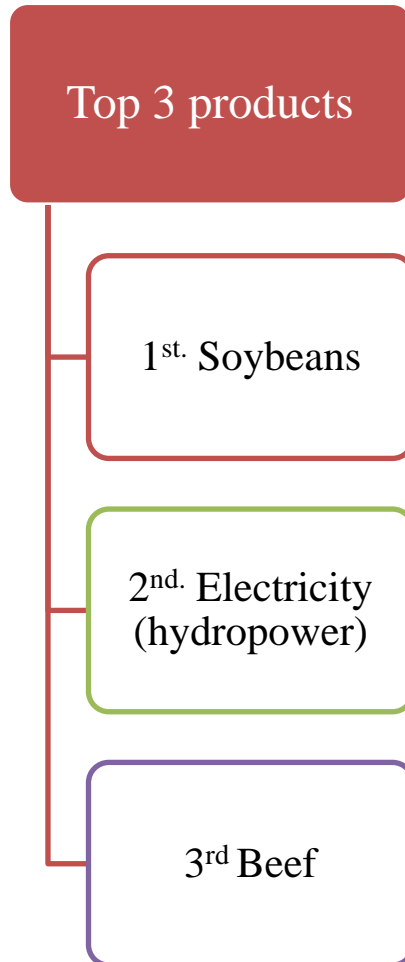




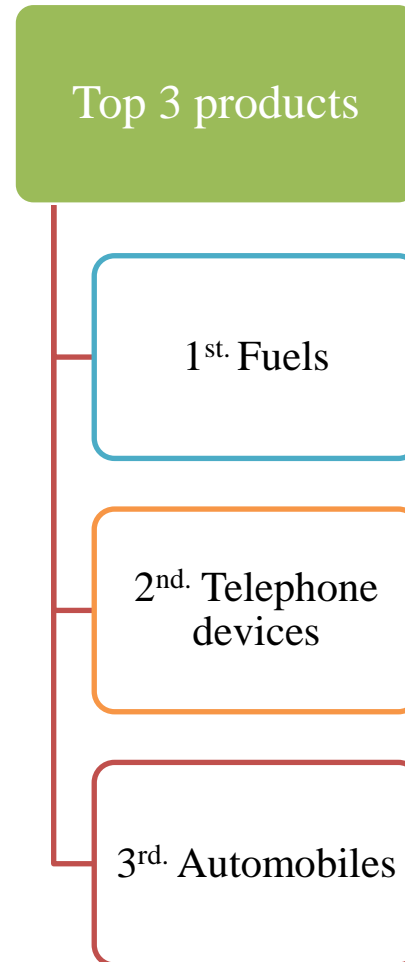
Subsecretaría de Estado de Economía

Top traded goods
January-March 2022

Exports



Imports



Source: Directorate of Integration – Department of Commerce Strategies, based on data reported by the Central Bank of Paraguay





TETĀ VIRU
MOHENDAPY
Motenondcha
Ministerio de
HACIENDA

TETĀ REKUĀI
GOBIERNO NACIONAL

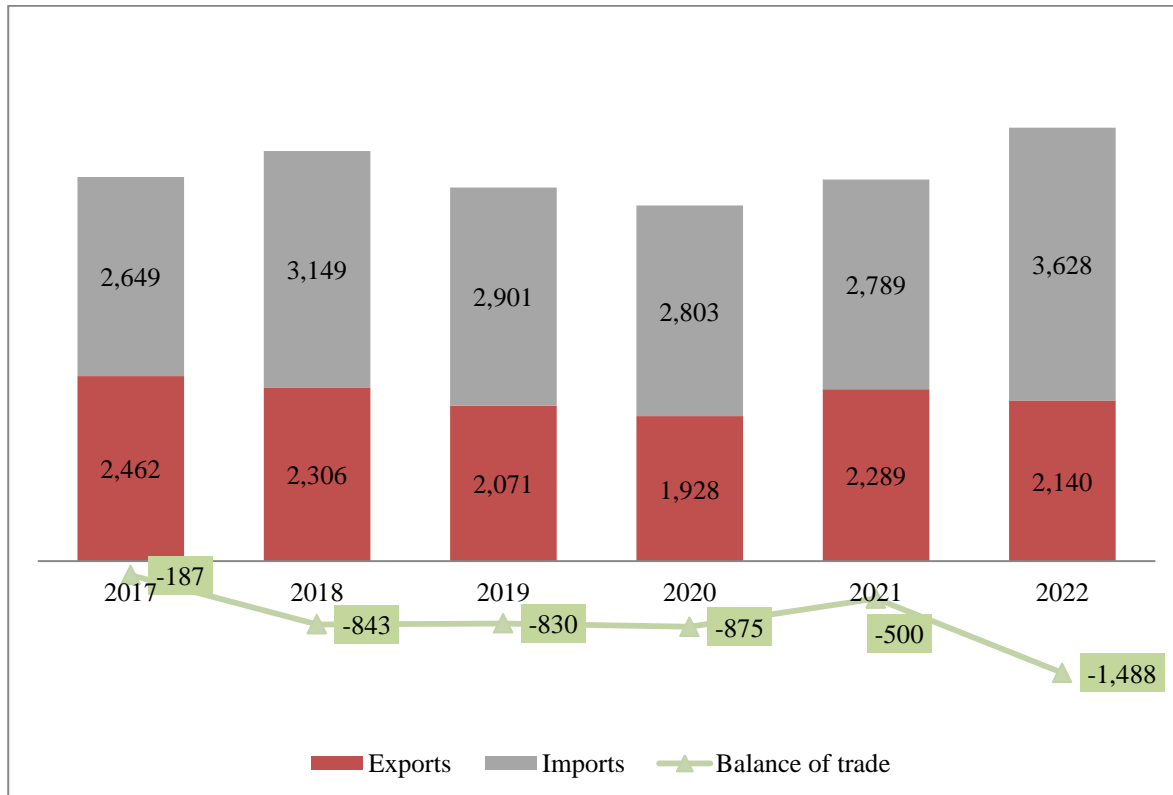
Paraguay
de la gente

Subsecretaría de Estado de Economía

Overall trade detailed series

January-March 2017-2022

Millions (USD)



Source: Directorate of Integration – Department of Commerce Strategies, based on data reported by the Central Bank of Paraguay

Notes: (*) Exports expressed as FOB value
(**) Imports expressed as CIF value





Subsecretaría de Estado de Economía

Summary of the Paraguayan International Trade

Exports (USD FOB)

- January -March 2021: USD 2,289 million
- January-March 2022: USD 2,140 million
- Change in value: USD 150 million
- Percent change: -6.5%

Countries or trade blocs that mostly impacted on exports growth

- MERCOSUR (USD -104 million)
- Countries Associated to MCS (USD -68 million)
- ASEAN (USD 34 million)

Products that mostly impacted on exports outcome

- Soybeans (USD -189 million)
- Electricity (USD -145 million)
- Soybean oil (USD 60 million)

Source: Directorate of Integration – Department of Commerce Strategies, based on data reported by the Central Bank of Paraguay

Imports (USD CIF)

- January-March 2021: USD 2,789 million
- January-March 2022: USD 3,628 million
- Change in value: USD 839 million
- Percent change: 30.1%

Countries or trade blocs that mostly impacted on imports growth

- China P.R. (USD 406 million)
- MERCOSUR (USD 183 million)
- Countries associated to MCS (USD -5 million)

Products that mostly impacted on imports outcome

- Petroleum oil (USD 138 million)
- Electronics (USD 70 million)
- Construction machineries (USD -22 million)

Source: Directorate of Integration – Department of Commerce Strategies, based on data reported by the Central Bank of Paraguay

