


Viceministerio de Economía y Planificación

## TRADE INDICATORS OF PARAGUAY

April 2024



**Source:** General Directorate of Trade Policy and Integration – Department of Commerce Strategies, based on data reported by the Central Bank of Paraguay

Note: (\*) Total trade (exports expressed in FOB + imports expressed in CIF)

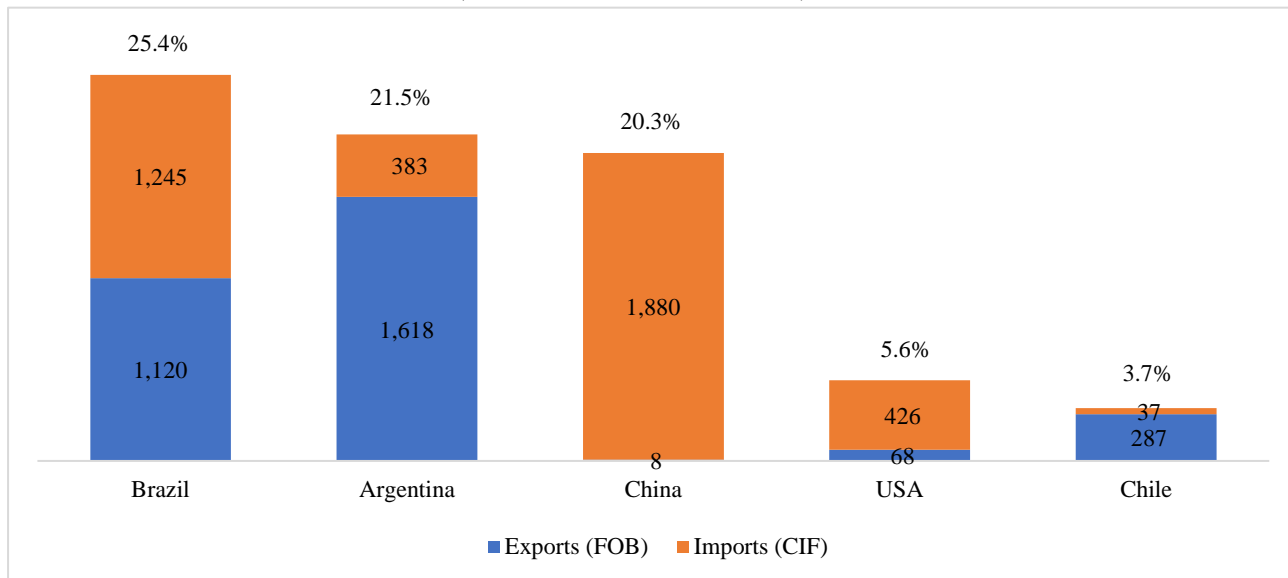
Viceministerio de Economía y Planificación

**Top trading partners of Paraguay**

January-April 2024

Share in total trade

(Numbers in USD millions)

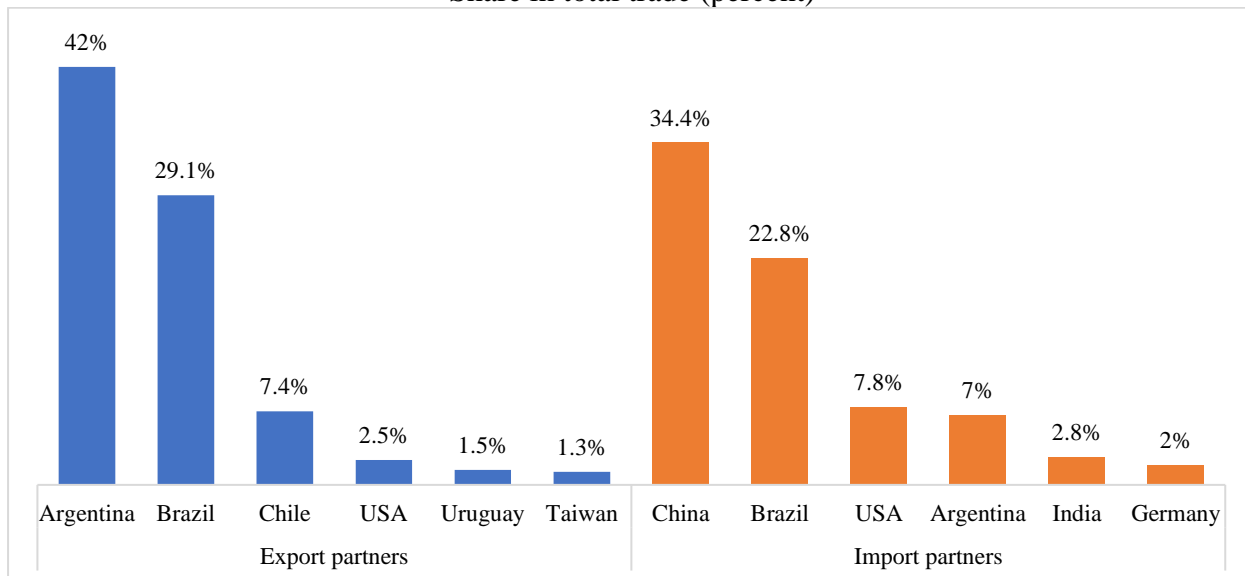


**Source:** General Directorate of Trade Policy and Integration – Department of Commerce Strategies, based on data reported by the Central Bank of Paraguay

**Top import and export partners of Paraguay**

January-April 2024

Share in total trade (percent)



**Source:** General Directorate of Trade Policy and Integration – Department of Commerce Strategies, based on data reported by the Central Bank of Paraguay

Viceministerio de Economía y Planificación

**Top traded products**

*January-April 2024*

Exports	USD millions (FOB)		Percent change
	2023	2024	
<b>Soy</b>	1,480	1,336	-9.7
<b>Electricity (hydropower)<sup>1</sup></b>	508	494	-2.7
<b>Beef (refrigerated)</b>	239	237	-0.7

Imports	USD millions (CIF)		Percent change
	2023	2024	
<b>Petroleum</b>	662	727	9.7
<b>Telephone devices</b>	684	635	-7.2
<b>Automobiles</b>	168	215	27.5

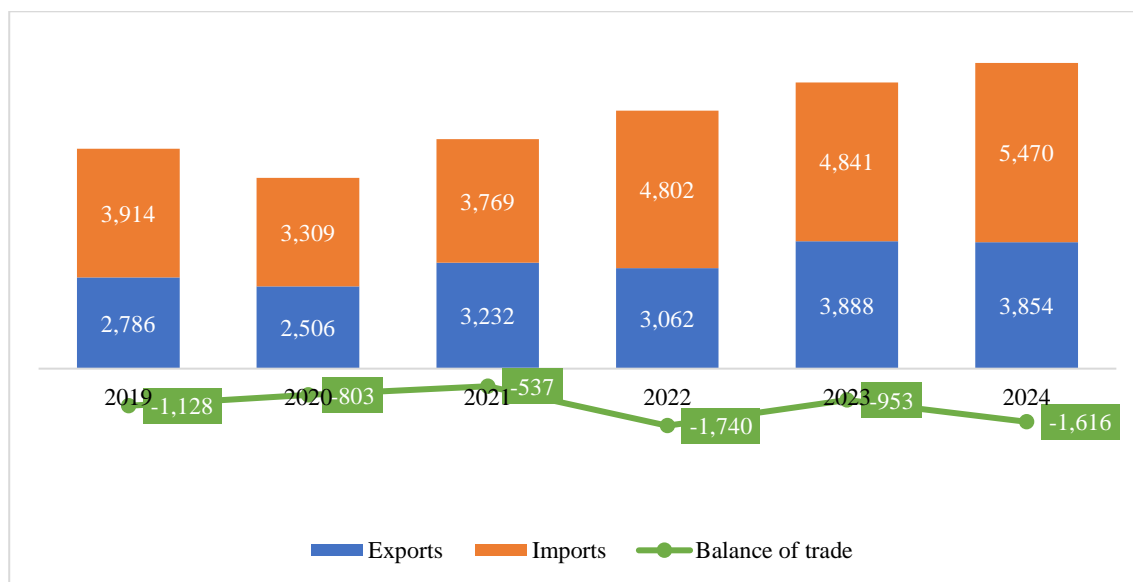
**Source:** General Directorate of Trade Policy and Integration – Department of Commerce Strategies, based on data reported by the Central Bank of Paraguay

Viceministerio de Economía y Planificación

**Global trade detailed series**

January-April 2019-2024

USD millions



**Source:** General Directorate of Trade Policy and Integration – Department of Commerce Strategies, based on data reported by the Central Bank of Paraguay

Notes: (\*) Exports expressed as FOB value  
(\*\*) Imports expressed as CIF value

## Viceministerio de Economía y Planificación

### Summary of the Paraguayan International Trade

#### Exports (FOB)

- January-April 2024: USD 3.8 billion
- January-April 2023: USD 3.9 billion
- Growth in value: USD -34 million
- Growth in percentage: -0.9%

#### Countries or trade blocs that mostly impacted on exports growth

- European Union (USD -25 million)
- Associated to Mercosur (USD -13 million)

#### Products which mostly impacted on exports outcome

- Soy (USD -144 million)
- Maize (USD -62 million)

**Source:** General Directorate of Trade Policy and Integration – Department of Commerce Strategies, based on data reported by the Central Bank of Paraguay

#### Imports (CIF)

- January-April 2024: USD 5.4 billion
- January-April 2023: USD 4.8 billion
- Growth in value: USD 629 million
- Growth in percentage: 13%

#### Countries or trade blocs that mostly impacted on imports growth

- China (USD 215 million)
- Mercosur (USD 199 million)

#### Products which mostly impacted on imports outcome

- Electric machines and devices (USD 101 million)
- Petroleum (USD 64 million)

**Source:** General Directorate of Trade Policy and Integration – Department of Commerce Strategies, based on data reported by the Central Bank of Paraguay