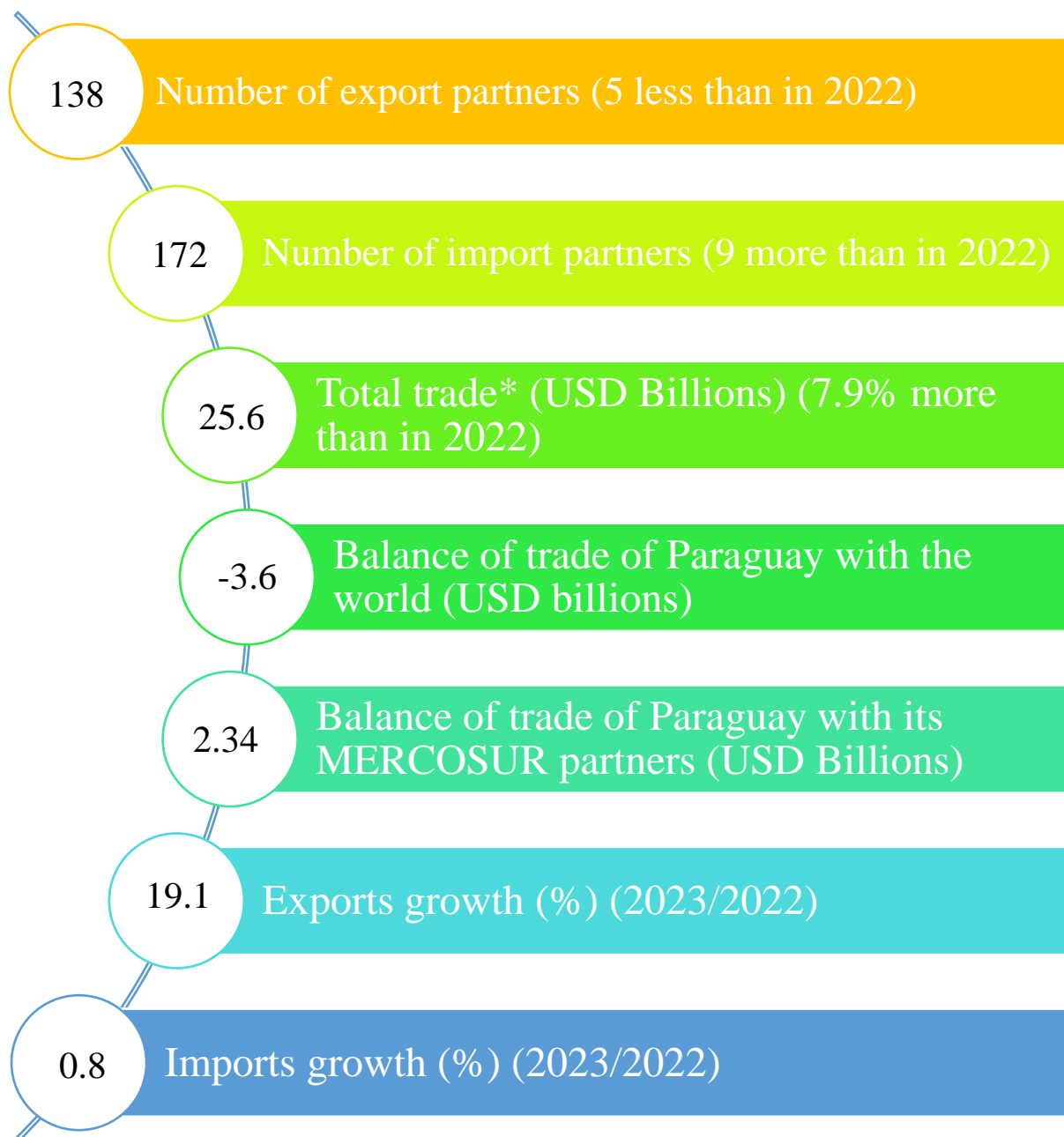


Viceministerio de Economía y Planificación

TRADE INDICATORS OF PARAGUAY

November 2023



Source: General Directorate of Trade Policy and Integration – Department of Commerce Strategies, based on data reported by the Central Bank of Paraguay

Note: (*) Total trade (exports expressed in FOB + imports expressed in CIF)

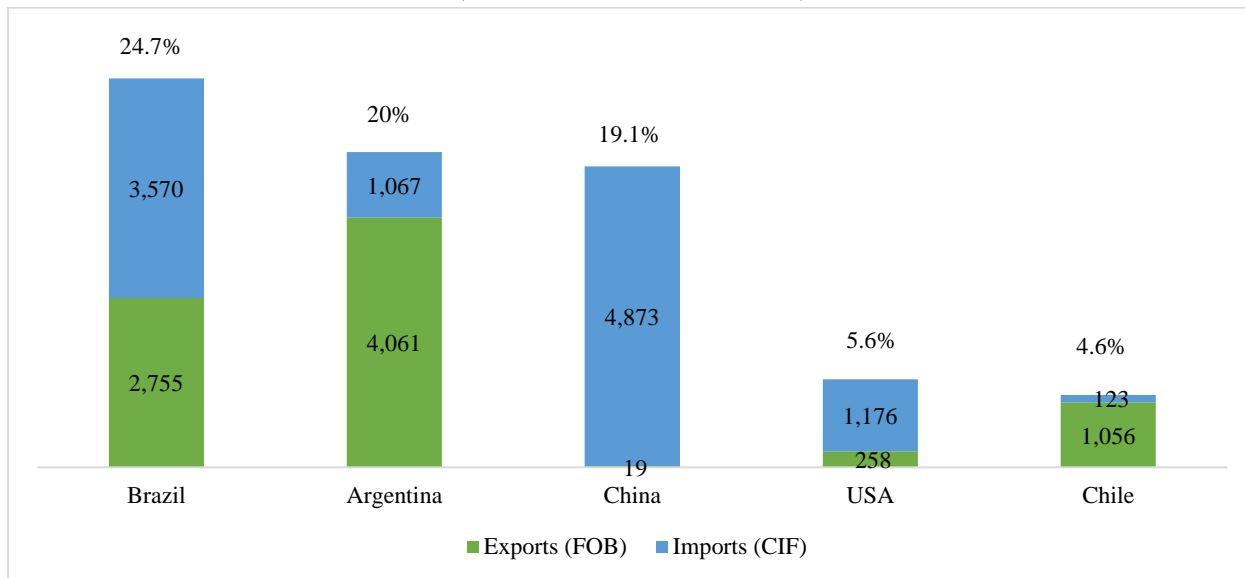
Viceministerio de Economía y Planificación

Top trading partners of Paraguay

January-November 2023

Share in total trade

(Numbers in millions USD)

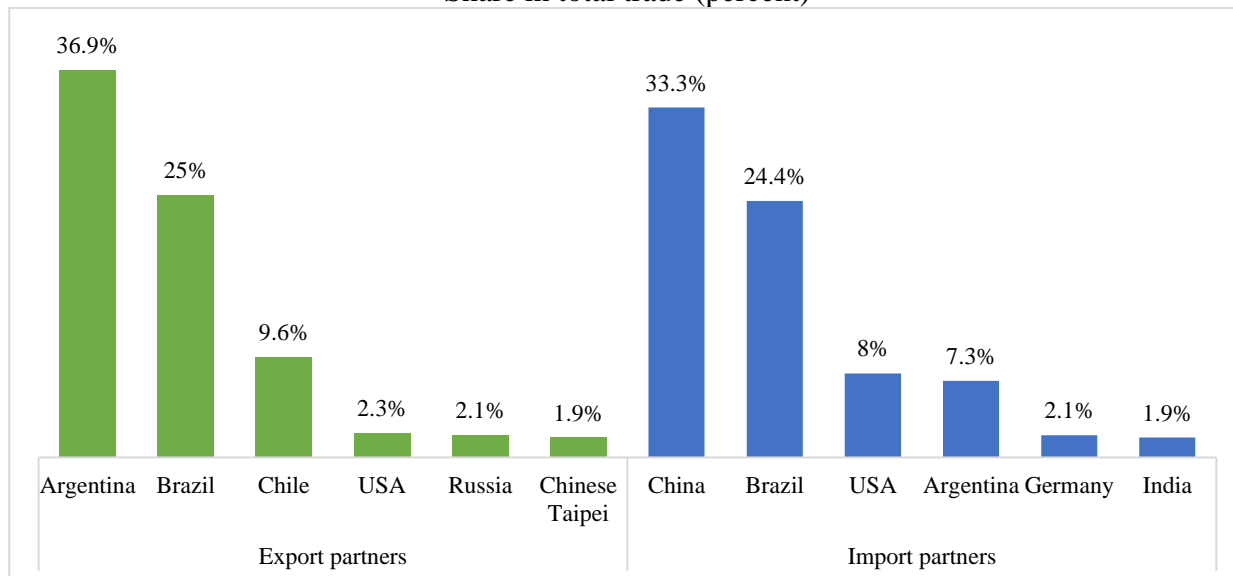


Source: General Directorate of Trade Policy and Integration – Department of Commerce Strategies, based on data reported by the Central Bank of Paraguay

Top import and export partners of Paraguay

January-November 2023

Share in total trade (percent)



Source: General Directorate of Trade Policy and Integration – Department of Commerce Strategies, based on data reported by the Central Bank of Paraguay

Viceministerio de Economía y Planificación

Top traded products

January-November 2023

Exports (in millions) USD FOB	2022	2023	Percent change
Soy	1,206	3,273	171.4
Electricity (hydropower)¹	1,530	1,437	-6.1
Soy flour	582	801	37.6

Imports (in millions) USD CIF	2022	2023	Percent change
Telephone devices	1,114	1,853	66.3
Petrol oil	2,176	1,823	-16.2
Automobiles	523	502	-3.9

Source: General Directorate of Trade Policy and Integration – Department of Commerce Strategies, based on data reported by the Central Bank of Paraguay

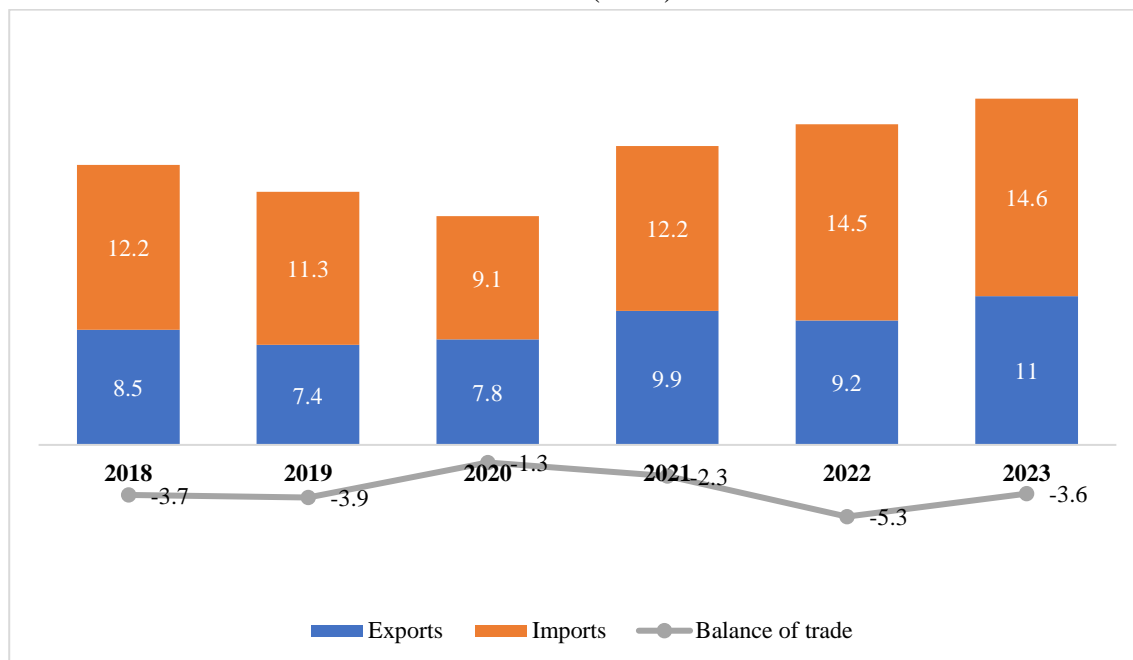
¹ 100% of electric power generated and sold by Paraguay comes from its hydraulic power plants.

Viceministerio de Economía y Planificación

Overall trade detailed series

January-November 2018-2023

Billions (USD)



Source: General Directorate of Trade Policy and Integration – Department of Commerce Strategies, based on data reported by the Central Bank of Paraguay

Notes: (*) Exports expressed as FOB value
(**) Imports expressed as CIF value

Viceministerio de Economía y Planificación

Summary of the Paraguayan International Trade

Exports (FOB)

- January-November 2023: USD 11 billion
- January-November 2022: USD 9.2 billion
- Growth in value: USD 1.8 billion
- Growth in percentage: 19.1%

Countries or trade blocs that mostly impacted on exports growth

- MERCOSUR (USD 1.6 billion)
- Countries associated to Mercosur (USD 149 million)

Products which mostly impacted on exports outcome

- Soy (USD 2 billion)
- Soy flour (USD 219 million)

Source: General Directorate of Trade Policy and Integration – Department of Commerce Strategies, based on data reported by the Central Bank of Paraguay

Imports (CIF)

- January-November 2023: USD 14.6 billion
- January-November 2022: USD 14.5 billion
- Growth in value: USD 113 million
- Growth in percentage: 0.8%

Countries or trade blocs that mostly impacted on imports growth

- China, People's Rep. (USD 537 million)
- EU-27 (USD 37 million)

Products which mostly impacted on imports outcome

- Telephone devices (USD 739 million)
- Items for gaming rooms (USD 40 million)

Source: General Directorate of Trade Policy and Integration – Department of Commerce Strategies, based on data reported by the Central Bank of Paraguay