



## TRADE INDICATORS OF PARAGUAY

October 2021



**Source:** Directorate of Integration – Department of Commerce Strategies, based on data reported by the Central Bank of Paraguay



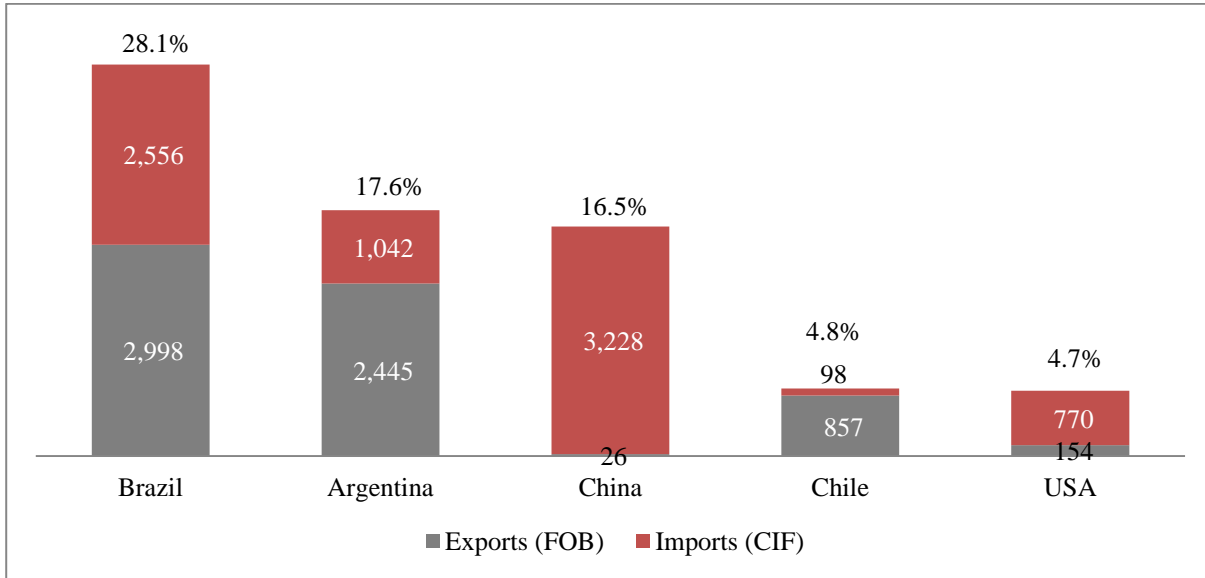


Subsecretaría de Estado de Economía

Top trading partners of Paraguay

October

Share in total trade (percent)

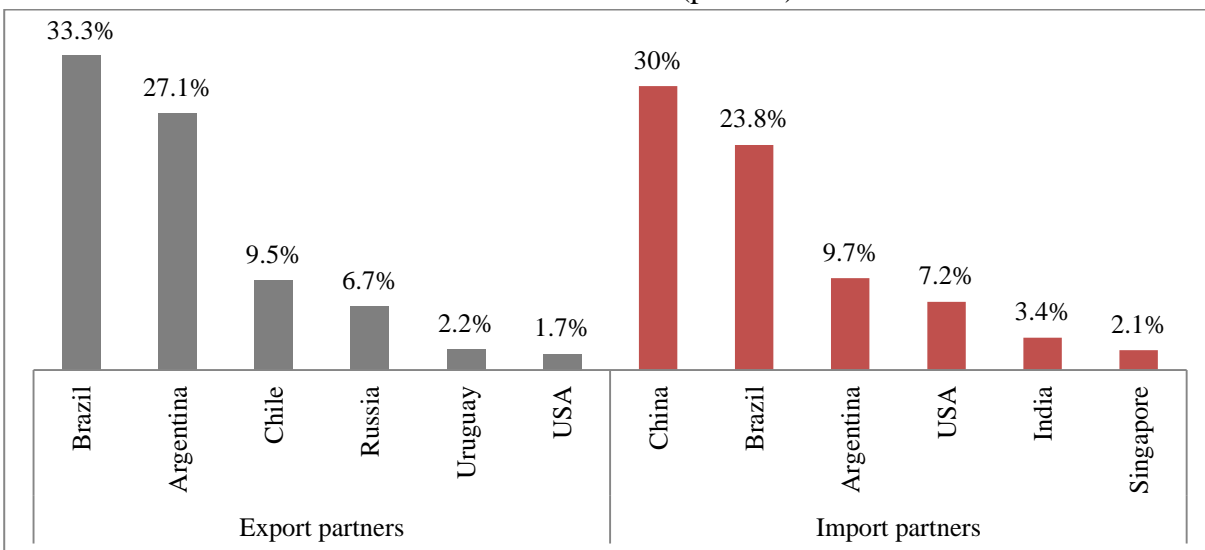


Source: Directorate of Integration – Department of Commerce Strategies, based on data reported by the Central Bank of Paraguay

Top import and export partners of Paraguay

October

Share in total trade (percent)



Source: Directorate of Integration – Department of Commerce Strategies, based on data reported by the Central Bank of Paraguay






Subsecretaría de Estado de Economía

Top traded goods  
October 2021

Exports

Imports



Source: Directorate of Integration – Department of Commerce Strategies, based on data reported by the Central Bank of Paraguay





TETĀ VIRU  
MOHENDAPY  
Motenondcha  
Ministerio de  
HACIENDA

■ TETĀ REKUĀI  
■ GOBIERNO NACIONAL

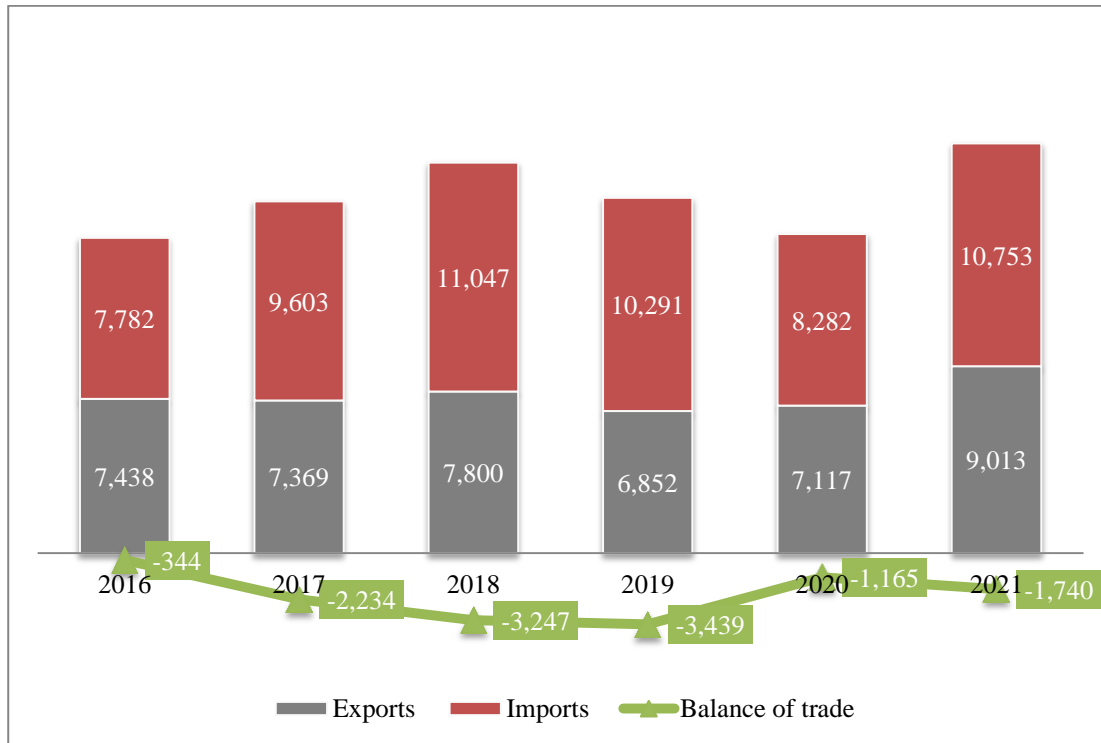
Paraguay  
de la gente

## Subsecretaría de Estado de Economía

### Overall trade detailed series

January-October 2016-2021

Millions (USD)



**Source:** Directorate of Integration – Department of Commerce Strategies, based on data reported by the Central Bank of Paraguay

Notes: (\*) Exports expressed as FOB  
(\*\*) Imports expressed as CIF





## Subsecretaría de Estado de Economía

### Summary of the Paraguayan Foreign Trade

#### Exports (USD FOB)

- January-October 2021: 9,013 million
- January-October 2020: 7,117 million
- Growth (value): 1,896 million
- Growth (percent): 26.6%

#### Countries or trade blocs that mostly impacted on exports growth

- MERCOSUR (USD 1,202 million)
- Associated to MCS (USD 309 million)
- USMCA (-13 million)

#### Products that mostly impacted on exports outcome

- Soybeans (USD 766 million)
- Beef (USD 477 million)
- Electricity - hydropower (USD -132 million)

**Source:** Directorate of Integration – Department of Commerce Strategies, based on data reported by the Central Bank of Paraguay

#### Imports (USD CIF)

- January-October 2021: 10,753 million
- January-October 2020: 8,282 million
- Growth (value): 2,472 million
- Growth (percent): 29.8%

#### Countries or trade blocs which mostly impacted on imports growth

- MERCOSUR (USD 959 million)
- China (USD 809 million)
- ASEAN (USD -21 million)

#### Products that mostly impacted on imports outcome

- Petroleum oil (USD 284 million)
- Data processing devices (USD 145 million)
- Tobacco (USD -27 million)

**Source:** Directorate of Integration – Department of Commerce Strategies, based on data reported by the Central Bank of Paraguay

