



TETĀ VIRU
MOHENDAPY
Motenondcha
Ministerio de
HACIENDA

■ TETĀ REKUÁI
■ GOBIERNO NACIONAL

Paraguay
de la gente

Subsecretaría de Estado de Economía

TRADE INDICATORS OF PARAGUAY

March 2023



Source: Directorate of Integration – Department of Commerce Strategies, based on data reported by the Central Bank of Paraguay

Note: (*) Total trade (exports expressed in FOB + imports expressed in CIF)





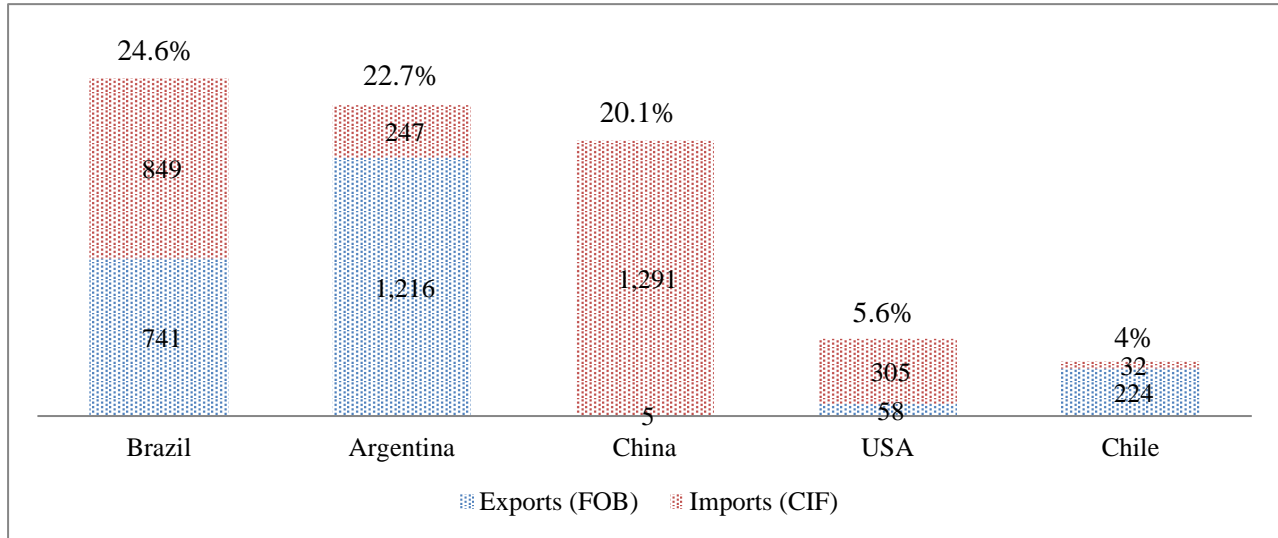
Subsecretaría de Estado de Economía

Top trading partners of Paraguay

March 2023

Share in total trade

(Numbers in millions USD)

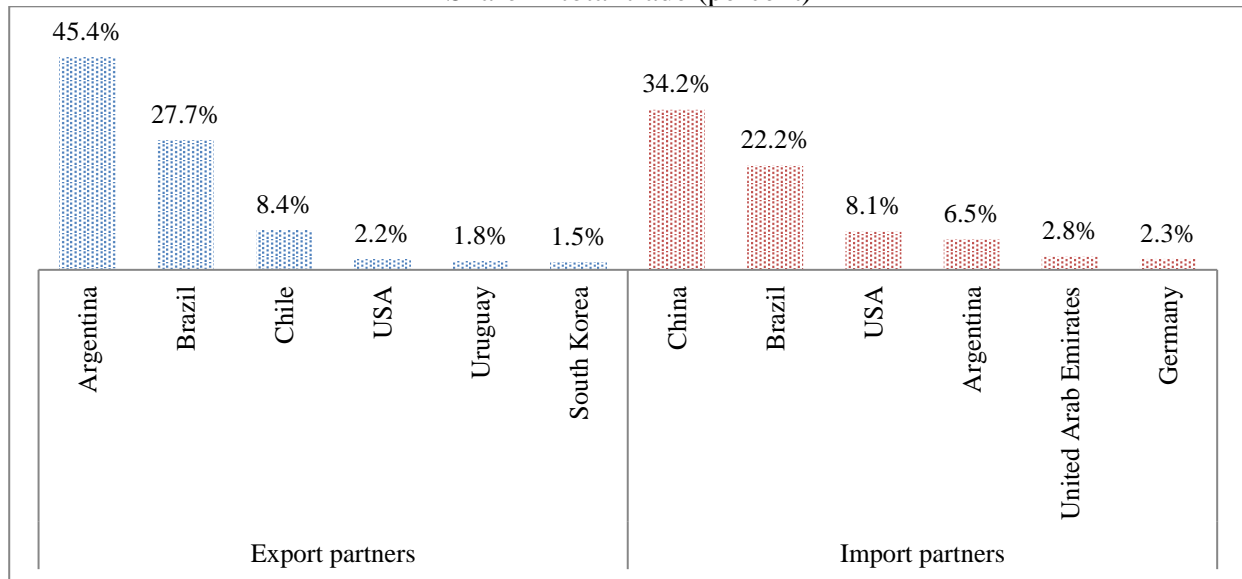


Source: Directorate of Integration – Department of Commerce Strategies, based on data reported by the Central Bank of Paraguay

Top import and export partners of Paraguay

March 2023

Share in total trade (percent)



Source: Directorate of Integration – Department of Commerce Strategies, based on data reported by the Central Bank of Paraguay





TETĀ VIRU
MOHENDAPY
Motenondcha
Ministerio de
HACIENDA

■ TETĀ REKUĀI
■ GOBIERNO NACIONAL

Paraguay
de la gente

Subsecretaría de Estado de Economía

Top traded products

March 2023

Exports (in millions) USD FOB	2022	2023	Δ
Soybeans	427	936	119.4%
Electricity (hydropower) ¹	303	395	30.2%
Beef (frozen)	182	168	-7.4%

Imports (in millions) USD CIF	2022	2023	Δ
Petrol oil	461	552	19.8%
Telephone devices	335	530	58.2%
Automobiles	130	80	-1.3%

Source: Directorate of Integration – Department of Commerce Strategies, based on data reported by the Central Bank of Paraguay

¹ 100% of electric power generated and sold by Paraguay comes from its hydraulic power plants.





TETĀ VIRU
MOHENDĀPY
Motenondcha
Ministerio de
HACIENDA

■ TETĀ REKUĀI
■ GOBIERNO NACIONAL

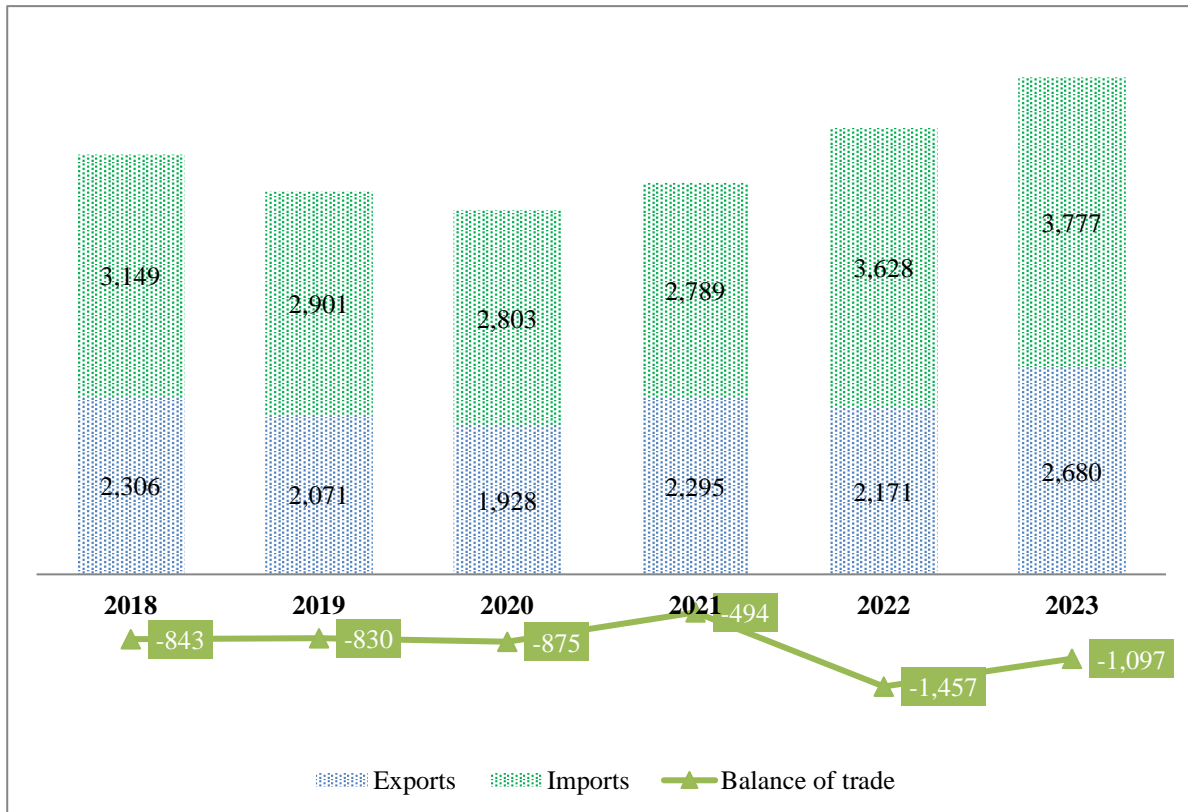
Paraguay
de la gente

Subsecretaría de Estado de Economía

Overall trade detailed series

January – March 2018-2023

Millions (USD)



Source: Directorate of Integration – Department of Commerce Strategies, based on data reported by the Central Bank of Paraguay

Notes: (*) Exports expressed as FOB value
(**) Imports expressed as CIF value





Subsecretaría de Estado de Economía

Summary of the Paraguayan International Trade

Exports (FOB)

- January-March 2023: USD 2.7 billion
- January-March 2022: USD 2.2 billion
- Growth in value: USD 509 million
- Growth in percentage: 23.4%

Countries or trade blocs that mostly impacted on exports growth

- MERCOSUR (USD 754 million)
- South Korea (USD 38 million)

Products that mostly impacted on exports outcome

- Soy (USD 510 million)
- Electricity (USD 92 million)

Source: Directorate of Integration – Department of Commerce Strategies, based on data reported by the Central Bank of Paraguay

Imports (CIF)

- January-March 2023: USD 3.8 billion
- January-March 2022: USD 3.6 billion
- Growth in value: USD 149 million
- Growth in percentage: 4.1%

Countries or trade blocs that mostly impacted on imports growth

- USMCA (USD 85 million)
- China (USD 60 million)

Products that mostly impacted on imports outcome

- Telephone devices (USD 194 million)
- Petroleum oil (USD 91 million)

Source: Directorate of Integration – Department of Commerce Strategies, based on data reported by the Central Bank of Paraguay

