



TETĀ VIRU  
MOHENDAPY  
Mosenondcha  
Ministerio de  
HACIENDA


■ TETĀ REKUÁI  
■ GOBIERNO NACIONAL

Paraguay  
de la gente

Subsecretaría de Estado de Economía

## TRADE INDICATORS OF PARAGUAY

January-April 2020



**Source:** Directorate of Integration – Department of Commerce Strategies, based on data reported by the Central Bank of Paraguay



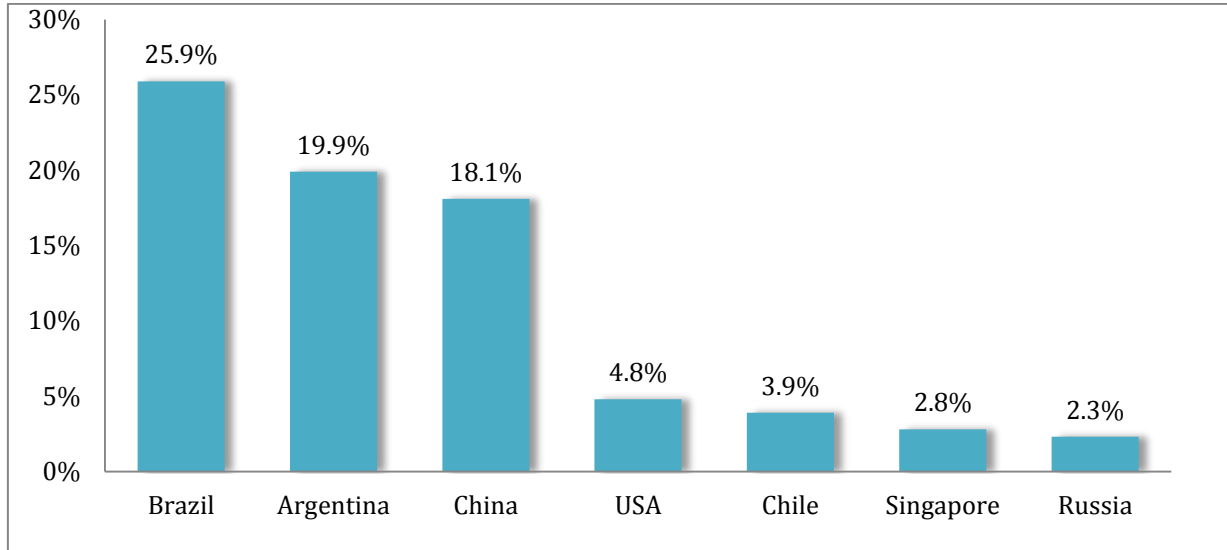


Subsecretaría de Estado de Economía

Top trading partners of Paraguay

January-April 2020

Participation in relation to overall trade (percent)

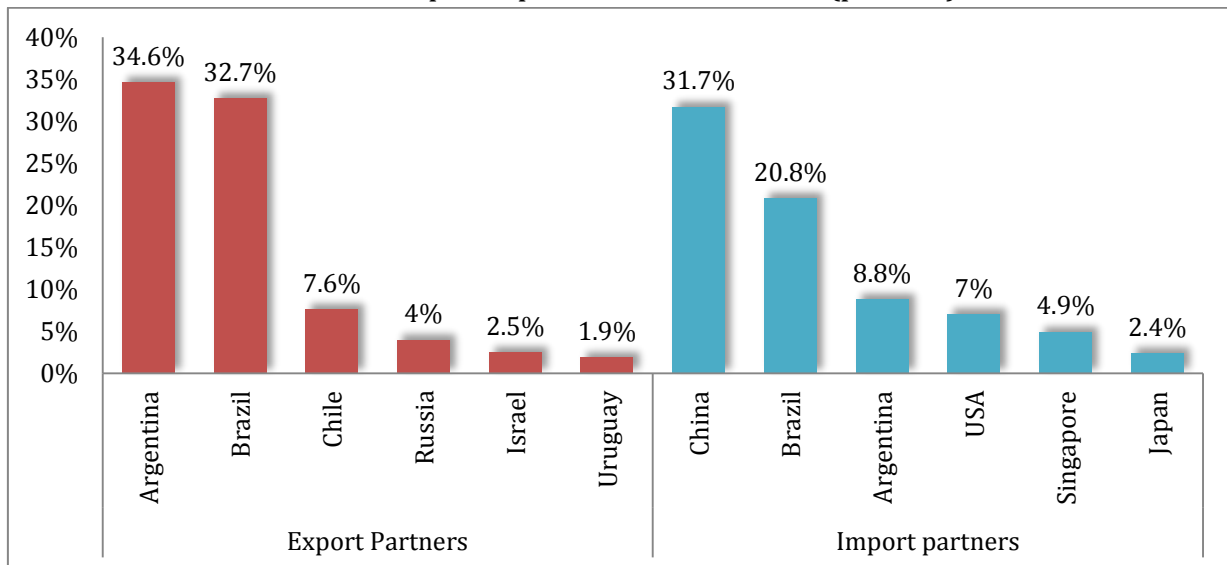


Source: Directorate of Integration – Department of Commerce Strategies, based on data reported by the Central Bank of Paraguay

Top import and export partners of Paraguay

January-April 2020

Portion of participation in overall trade (percent)



Source: Directorate of Integration – Department of Commerce Strategies, based on data reported by the Central Bank of Paraguay






Subsecretaría de Estado de Economía

Top traded goods

January-April 2020

Exports

Imports



**Source:** Directorate of Integration – Department of Commerce Strategies, based on data reported by the Central Bank of Paraguay





TETĀ VIRU  
MOHENDAPY  
Motenondcha  
Ministerio de  
HACIENDA

TETĀ REKUÁI  
GOBIERNO NACIONAL

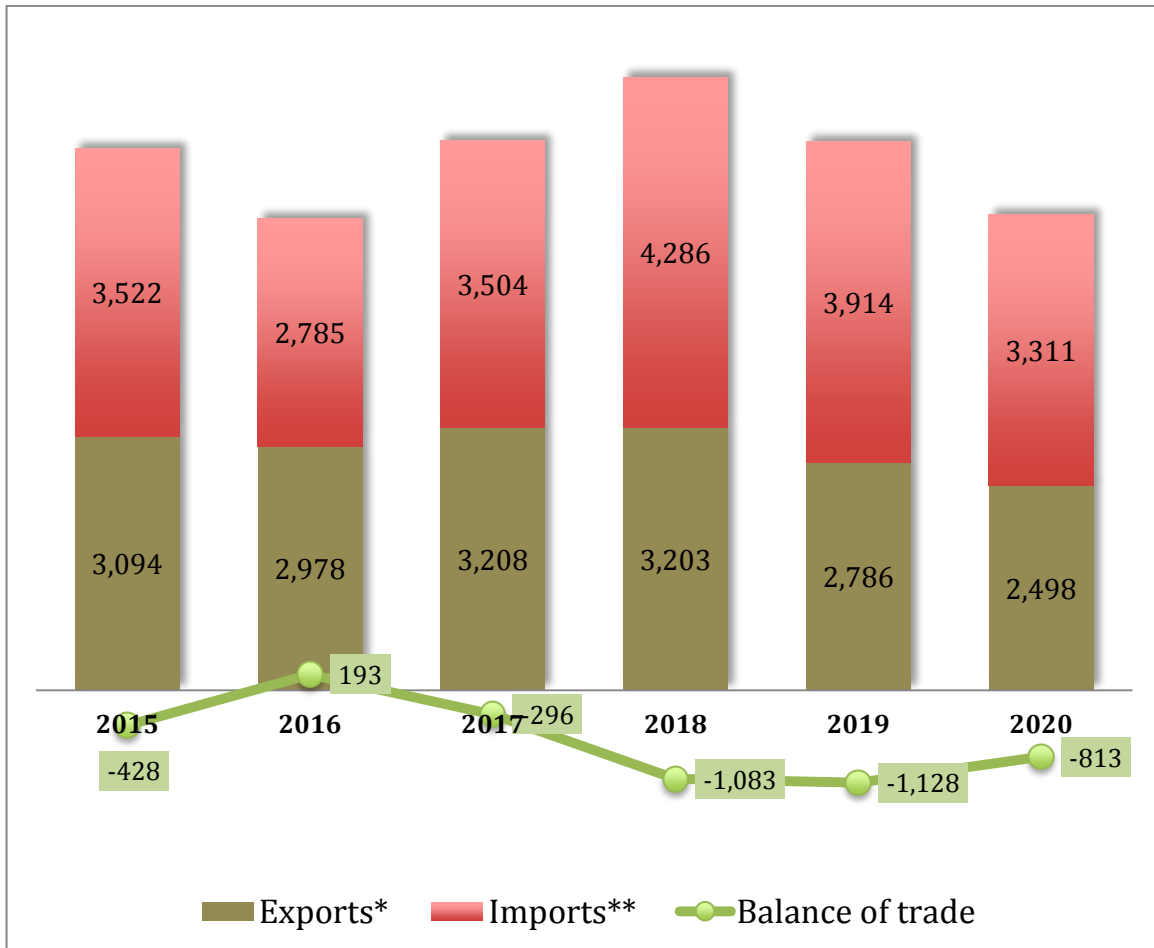
Paraguay  
de la gente

## Subsecretaría de Estado de Economía

### Overall trade detailed series

January-April 2015-2020

Millions (USD)



**Source:** Directorate of Integration – Department of Commerce Strategies, based on data reported by the Central Bank of Paraguay

Notes: (\*) Exports expressed as FOB  
(\*\*) Imports expressed as CIF





## Subsecretaría de Estado de Economía

### Summary of the Paraguayan foreign trade

#### Exports (USD FOB)

- January-April 2019: 2,786 million
- January-April 2020: 2,498 million
- Change in value: -288 million
- Percent change: -10.3%

#### Countries or trade unions which impacted on exports growth or fall

- Russia (USD -99 million)
- European Union (-47 million)
- MERCOSUR (USD 53 million)

#### Products that mostly impacted on exports outcome

- Soy flour (USD -73 million)
- Hydropower (USD -70 million)
- Alcohol (USD 19 million)

**Source:** Directorate of Integration – Department of Commerce Strategies, based on data reported by the Central Bank of Paraguay

#### Imports (USD CIF)

- January-April 2019: 3,914 million
- January-April 2020: 3,311 million
- Change in value: -603 million
- Percent change: -15.4%

#### Countries or trade unions which mostly impacted on imports growth or fall

- China (USD -210 million)
- MERCOSUR (USD -187 million)
- ASEAN (USD 39 million)

#### Products that mostly impacted on imports outcome

- Telephone devices (USD -111 million)
- Petroleum products (USD -98 million)
- Aluminium sheets (USD 14 million)

**Source:** Directorate of Integration – Department of Commerce Strategies, based on data reported by the Central Bank of Paraguay

