



TETĀ VIRU
MOHENDAPY
Motenondcha
Ministerio de
HACIENDA

■ TETĀ REKUĀI
■ GOBIERNO NACIONAL

Paraguay
de la gente

Subsecretaría de Estado de Economía

TRADE INDICATORS OF PARAGUAY

January 2023



Source: Directorate of Integration – Department of Commerce Strategies, based on data reported by the Central Bank of Paraguay

Note: (*) Total trade (exports expressed in FOB + imports expressed in CIF)





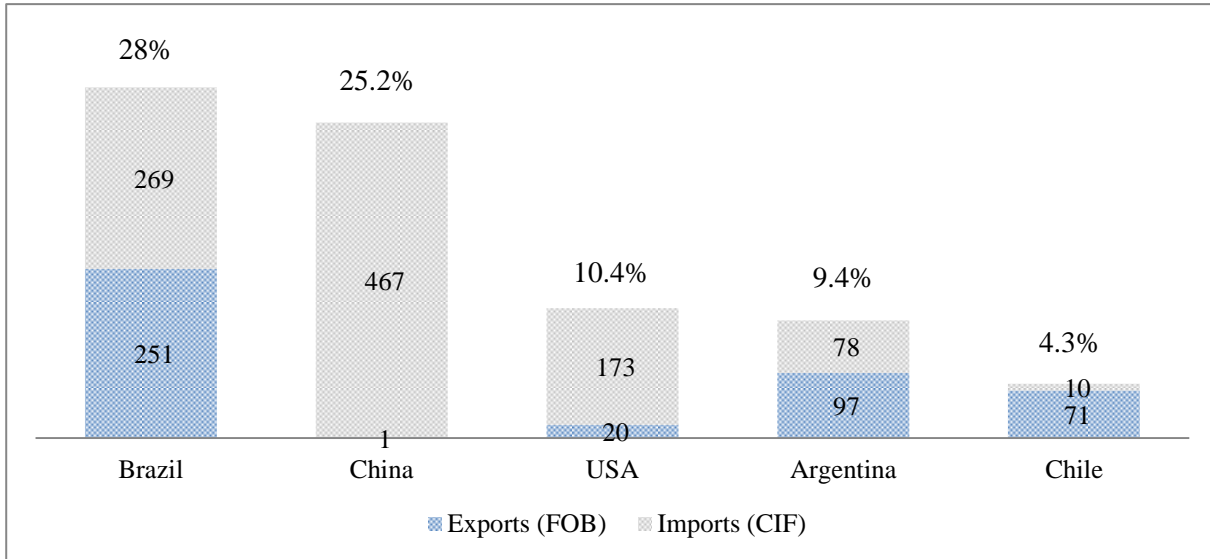
Subsecretaría de Estado de Economía

Top trading partners of Paraguay

January 2023

Share in total trade

(Numbers in millions USD)

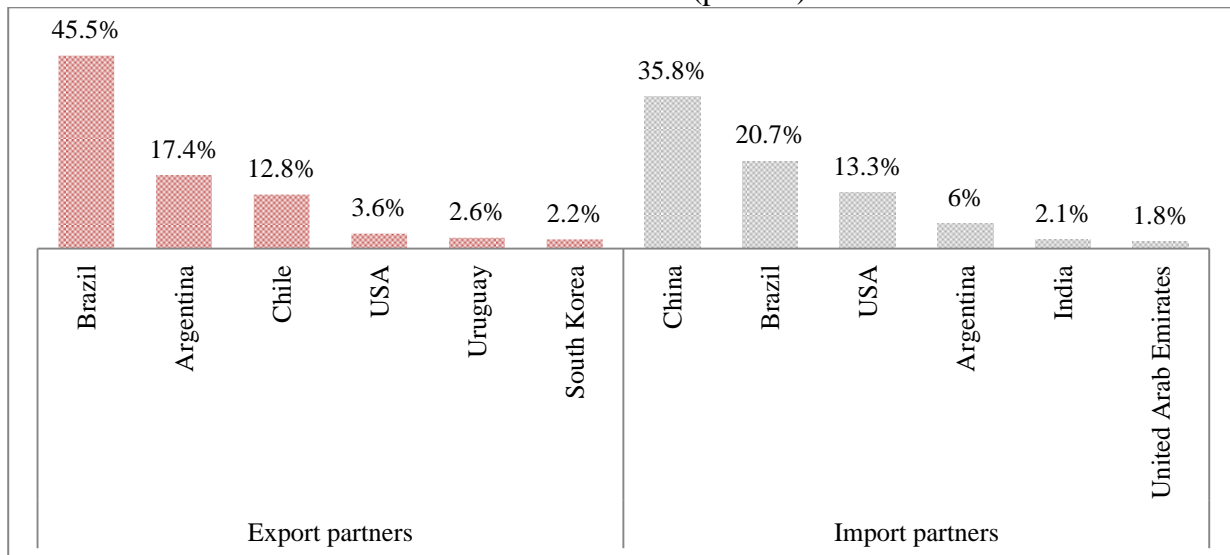


Source: Directorate of Integration – Department of Commerce Strategies, based on data reported by the Central Bank of Paraguay

Top import and export partners of Paraguay

January 2023

Share in total trade (percent)



Source: Directorate of Integration – Department of Commerce Strategies, based on data reported by the Central Bank of Paraguay





TETĀ VIRU
MOHENDAPY
Motenondcha
Ministerio de
HACIENDA

■ TETĀ REKUĀI
■ GOBIERNO NACIONAL

Paraguay
de la gente

Subsecretaría de Estado de Economía

Top traded products

January 2023

| Exports (in millions) USD FOB | 2022 | 2023 | Δ |
|----------------------------------|------|------|--------|
| Electricity ¹ | 92 | 127 | 37.6% |
| Beef | 105 | 106 | 1.4% |
| Maize | 16 | 58 | 258.6% |

| Imports (in millions) USD CIF | 2022 | 2023 | Δ |
|----------------------------------|------|------|--------|
| Fuels | 162 | 226 | 39.2% |
| Smartphones | 120 | 216 | 80% |
| Fertilizers | 18 | 39 | 112.9% |

Source: Directorate of Integration – Department of Commerce Strategies, based on data reported by the Central Bank of Paraguay

¹ 100% of electric power generated and sold by Paraguay comes from its hydraulic power plants.



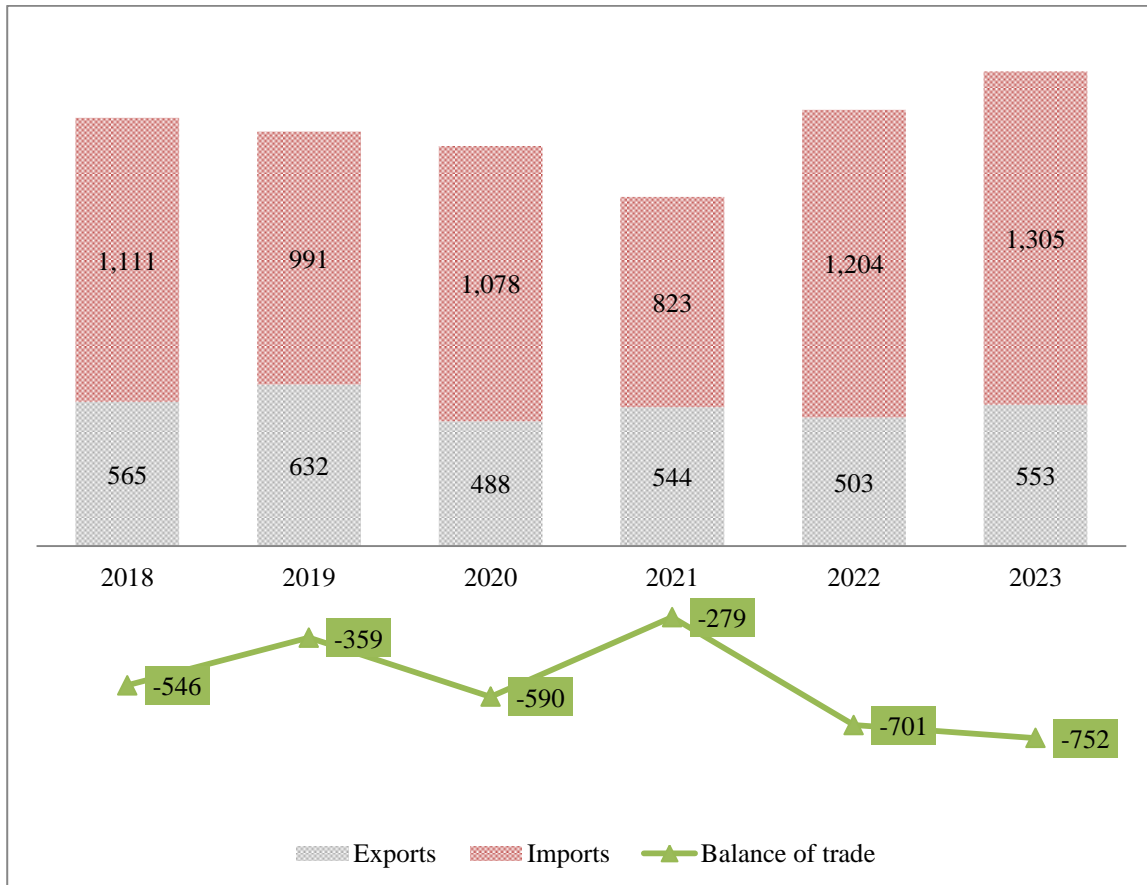


Subsecretaría de Estado de Economía

Overall trade detailed series

January 2018-2023

Millions (USD)



Source: Directorate of Integration – Department of Commerce Strategies, based on data reported by the Central Bank of Paraguay

Notes: (*) Exports expressed as FOB value
(**) Imports expressed as CIF value





Subsecretaría de Estado de Economía

Summary of the Paraguayan International Trade

Exports (FOB)

- January 2023: USD 553 million
- January 2022: USD 503 million
- Growth in value: USD 50 million
- Growth in percentage: 9.9%

Countries or trade blocs that mostly impacted on exports growth

- MERCOSUR (USD 74 million)
- Countries assoc. to MCS (USD 13 million)

Products that mostly impacted on exports outcome

- Maize (USD 42 million)
- Electric power (USD 35 million)

Source: Directorate of Integration – Department of Commerce Strategies, based on data reported by the Central Bank of Paraguay

Imports (CIF)

- January 2023: USD 1.2 billion
- January 2022: USD 1.3 billion
- Growth in value: USD 101 million
- Growth in percentage: 8.3%

Countries or trade blocs that mostly impacted on imports growth

- USMCA (USD 102 million)
- China (USD 26 million)

Products that mostly impacted on imports outcome

- Smartphones (USD 96 million)
- Fuels (USD 64 million)

Source: Directorate of Integration – Department of Commerce Strategies, based on data reported by the Central Bank of Paraguay

