



TETĀ VIRU
MOHENDAPY
Motenondcha
Ministerio de
HACIENDA

TETĀ REKUÁI
GOBIERNO NACIONAL

Paraguay
de la gente

Subsecretaría de Estado de Economía

TRADE INDICATORS OF PARAGUAY

May 2023



Source: Directorate of Integration – Department of Commerce Strategies, based on data reported by the Central Bank of Paraguay

Note: (*) Total trade (exports expressed in FOB + imports expressed in CIF)





TETĀ VIRU
MOHENDAPY
Motenondecha
Ministerio de
HACIENDA

TETĀ REKUÁI
GOBIERNO NACIONAL

Paraguay
de la gente

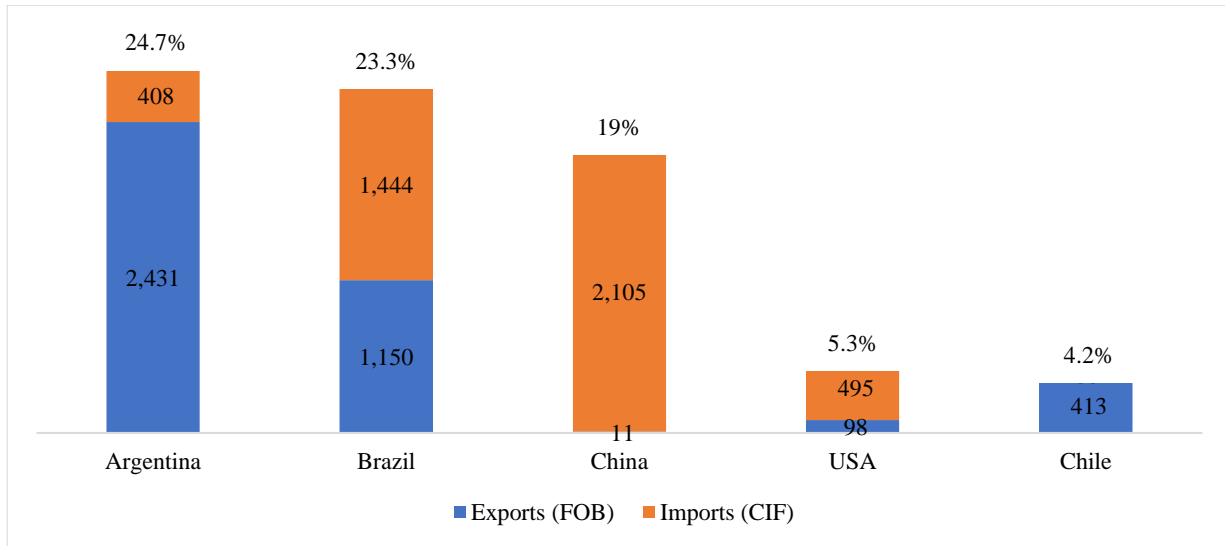
Subsecretaría de Estado de Economía

Top trading partners of Paraguay

January-May 2023

Share in total trade

(Numbers in millions USD)

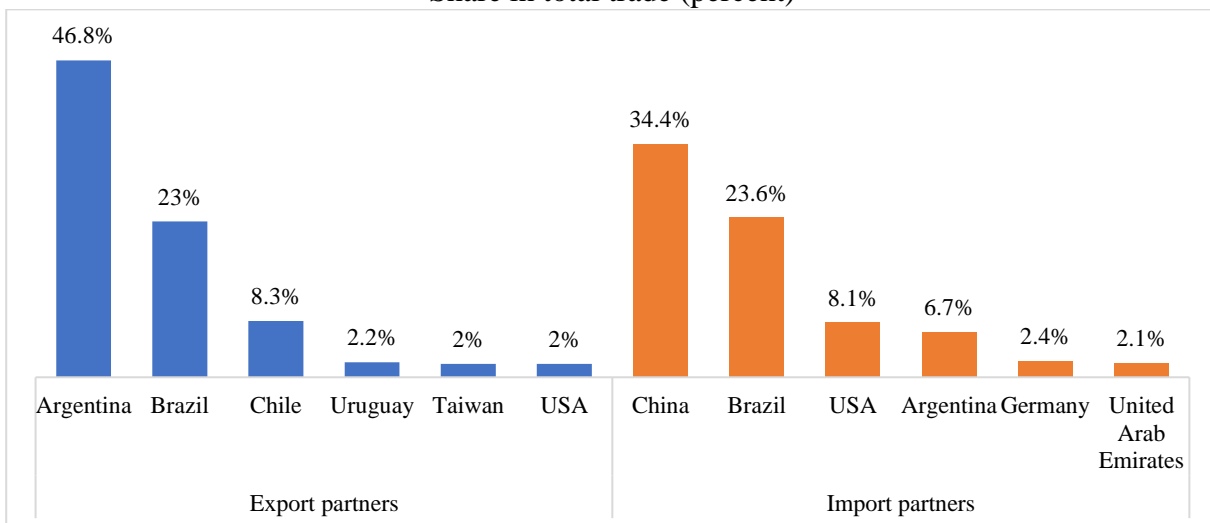


Source: Directorate of Integration – Department of Commerce Strategies, based on data reported by the Central Bank of Paraguay

Top import and export partners of Paraguay

January-May 2023

Share in total trade (percent)



Source: Directorate of Integration – Department of Commerce Strategies, based on data reported by the Central Bank of Paraguay





TETĀ VIRU
MOHENDĀPY
Motenondeha
Ministerio de
HACIENDA

TETĀ REKUĀI
GOBIERNO NACIONAL

Paraguay
de la gente

Subsecretaría de Estado de Economía

Top traded products January-May 2023

Exports (in millions) USD FOB	2022	2023	Percent change
Soybeans	803	1,869	132.6
Electricity (hydropower) ¹	583	646	10.9
Beef	710	625	-12

Imports (in millions) USD CIF	2022	2023	Percent change
Telephone devices	582	858	47.3
Petrol oil	781	796	1.9
Automobiles	225	216	-4.3

Source: Directorate of Integration – Department of Commerce Strategies, based on data reported by the Central Bank of Paraguay

¹ 100% of electric power generated and sold by Paraguay comes from its hydraulic power plants.





TETĀ VIRU
MOHENDAPY
Motenondecha
Ministerio de
HACIENDA

TETĀ REKUÁI
GOBIERNO NACIONAL

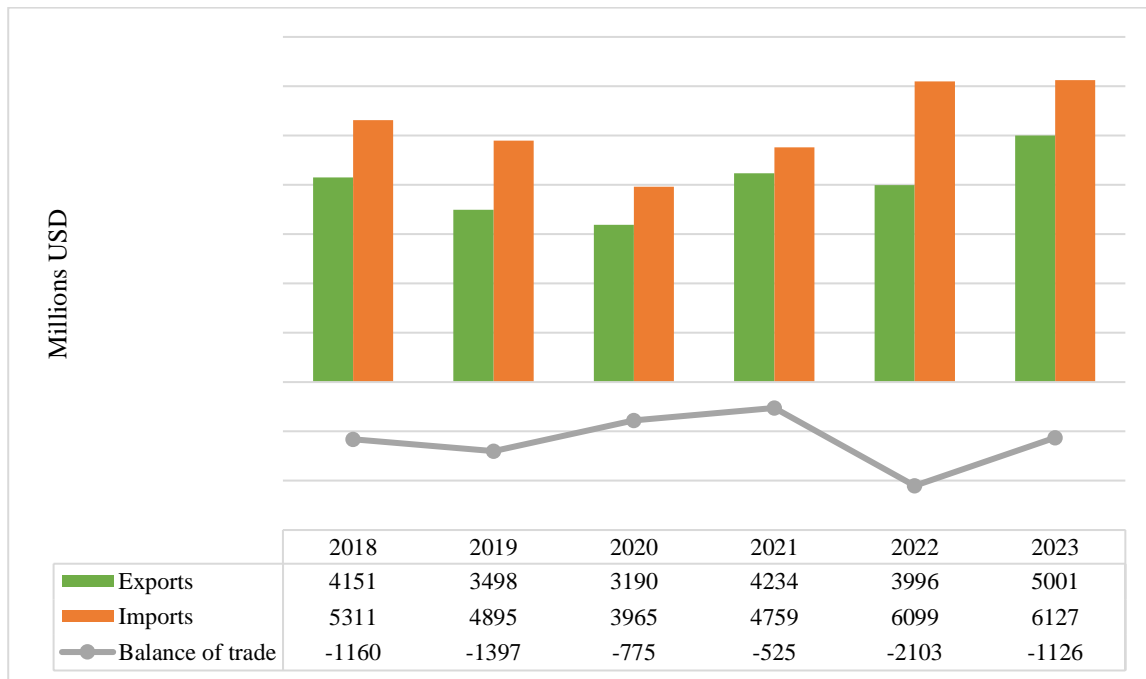
Paraguay
de la gente

Subsecretaría de Estado de Economía

Overall trade detailed series

January – May 2018-2023

Millions (USD)



Source: Directorate of Integration – Department of Commerce Strategies, based on data reported by the Central Bank of Paraguay

Notes: (*) Exports expressed as FOB value
(**) Imports expressed as CIF value





Subsecretaría de Estado de Economía

Summary of the Paraguayan International Trade

Exports (FOB)

- January-May 2023: USD 5 billion
- January-May 2022: USD 3.9 billion
- Growth in value: USD 1 billion
- Growth in percentage: 25.2%

Countries or trade blocs that mostly impacted on exports growth

- MERCOSUR (USD 1.2 billion)
- Countries associated to Mercosur (USD 67 million)

Products that mostly impacted on exports outcome

- Soy (USD 1.06 billion)
- Electricity (USD 63 million)

Source: Directorate of Integration – Department of Commerce Strategies, based on data reported by the Central Bank of Paraguay

Imports (CIF)

- January-May 2023: USD 6.13 billion
- January-May 2022: USD 6.09 billion
- Growth in value: USD 28 million
- Growth in percentage: 0.5%

Countries or trade blocs that mostly impacted on imports growth

- China (USD 156 million)
- USMCA (USD 89 million)

Products that mostly impacted on imports outcome

- Telephone devices (USD 276 million)
- Tires (USD 27 million)

Source: Directorate of Integration – Department of Commerce Strategies, based on data reported by the Central Bank of Paraguay

