



Subsecretaría de Estado de Economía
TRADE INDICATORS OF PARAGUAY
March 2021



Source: Directorate of Integration – Department of Commerce Strategies, based on data reported by the Central Bank of Paraguay



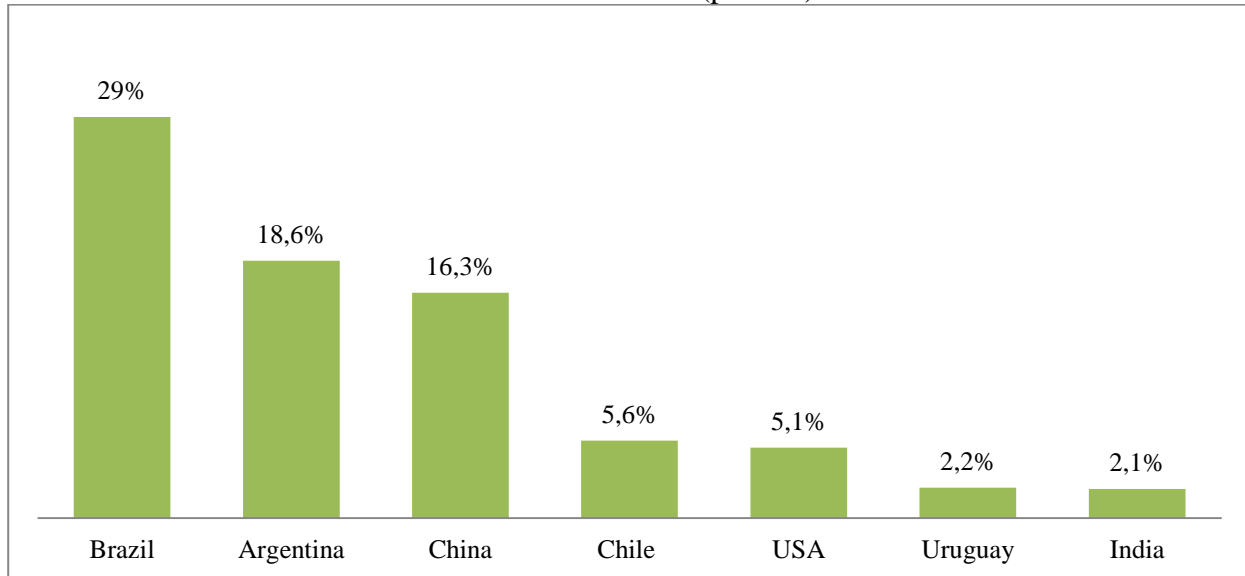


Subsecretaría de Estado de Economía

Top trading partners of Paraguay

March 2021

Share in total trade (percent)

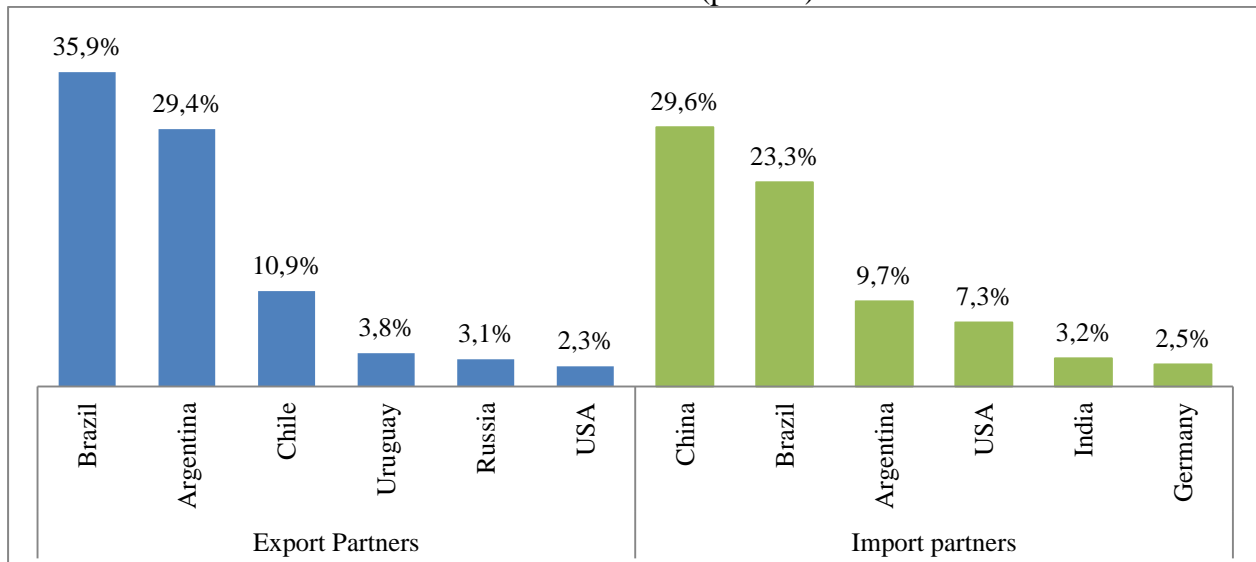


Source: Directorate of Integration – Department of Commerce Strategies, based on data reported by the Central Bank of Paraguay

Top import and export partners of Paraguay

March 2021

Share in total trade (percent)



Source: Directorate of Integration – Department of Commerce Strategies, based on data reported by the Central Bank of Paraguay

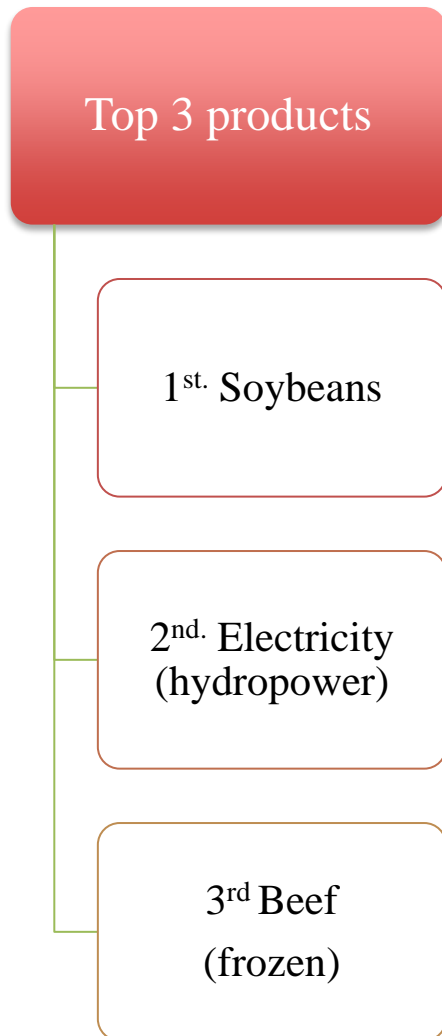




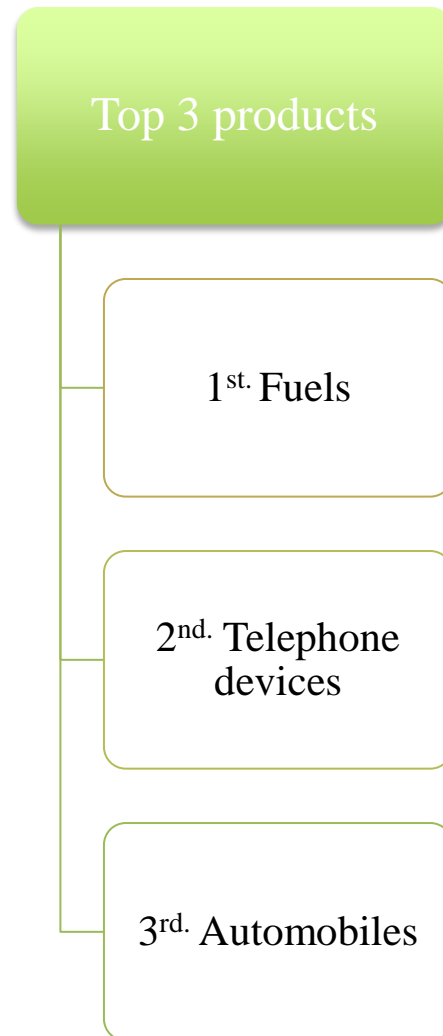
Subsecretaría de Estado de Economía

Top traded goods
March 2021

Exports



Imports



Source: Directorate of Integration – Department of Commerce Strategies, based on data reported by the Central Bank of Paraguay



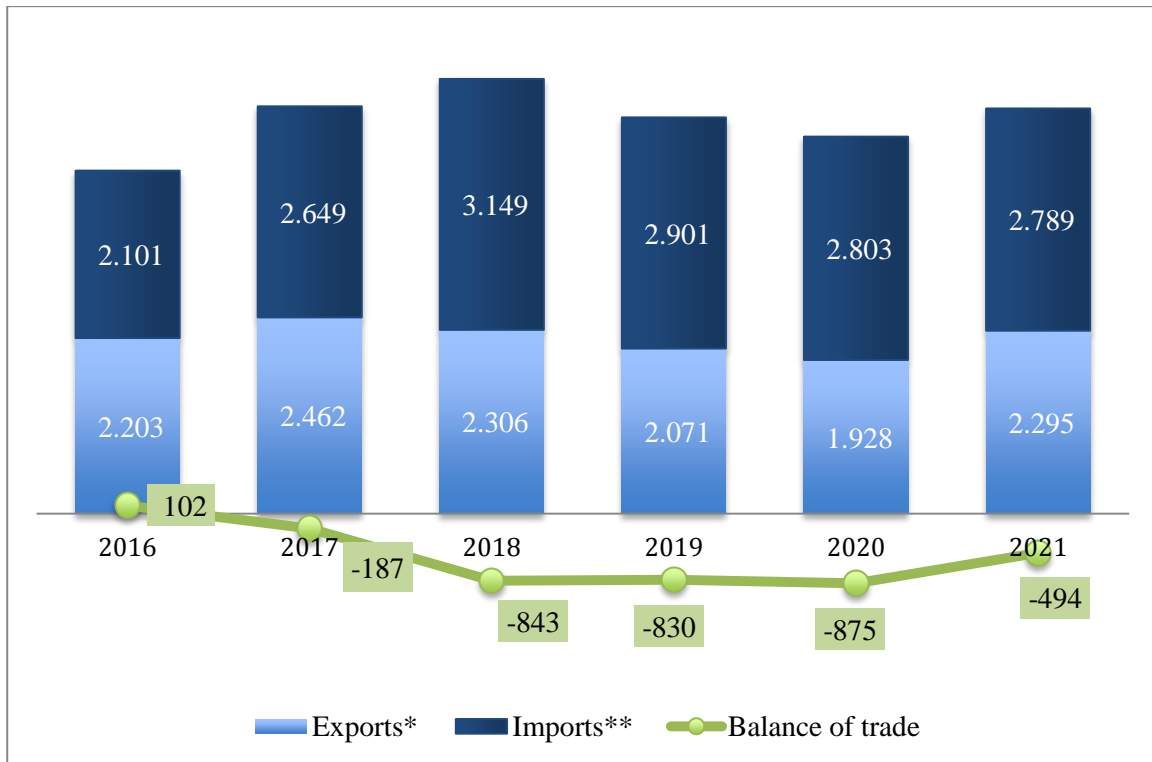


Subsecretaría de Estado de Economía

Overall trade detailed series

January-March 2016-2021

Millions (USD)



Source: Directorate of Integration – Department of Commerce Strategies, based on data reported by the Central Bank of Paraguay

Notes: (*) Exports expressed as FOB
(**) Imports expressed as CIF





Subsecretaría de Estado de Economía Summary of the Paraguayan Foreign Trade

Exports (USD FOB)

- January-March 2021: 2,295 million
- January-March 2020: 1,928 million
- Growth (value): 367 million
- Growth (percent): 19%

Countries or trade blocs that mostly impacted on exports growth

- MERCOSUR (USD 290 million)
- Associated to MCS (USD 66 million)
- Russia (-21 million)

Products that mostly impacted on exports outcome

- Maize (USD 96 million)
- Soybeans (USD 58 million)
- Electricity - hydropower (USD -9 million)

Source: Directorate of Integration – Department of Commerce Strategies, based on data reported by the Central Bank of Paraguay

Imports (USD CIF)

- January-March 2021: 2,789 million
- January-March 2020: 2,803 million
- Growth (value): -14 million
- Growth (percent): -0.5%

Countries or trade blocs which mostly impacted on imports growth

- China (USD -94 million)
- ASEAN (USD -58 million)
- MERCOSUR (USD 133 million)

Products that mostly impacted on imports outcome

- Telephone devices (USD -102 million)
- Petroleum oil (USD -43 million)
- Data processing devices (USD 18 million)

Source: Directorate of Integration – Department of Commerce Strategies, based on data reported by the Central Bank of Paraguay

