



TETĀ VIRU
MOHENDAPY
Motenondcha
Ministerio de
HACIENDA

TETĀ REKUÁI
GOBIERNO NACIONAL

Paraguay
de la gente

Subsecretaría de Estado de Economía

TRADE INDICATORS OF PARAGUAY

April 2023



Source: Directorate of Integration – Department of Commerce Strategies, based on data reported by the Central Bank of Paraguay

Note: (*) Total trade (exports expressed in FOB + imports expressed in CIF)





TETĀ VIRU
MOHENDAPY
Motenondecha
Ministerio de
HACIENDA

TETĀ REKUÁI
GOBIERNO NACIONAL

Paraguay
de la gente

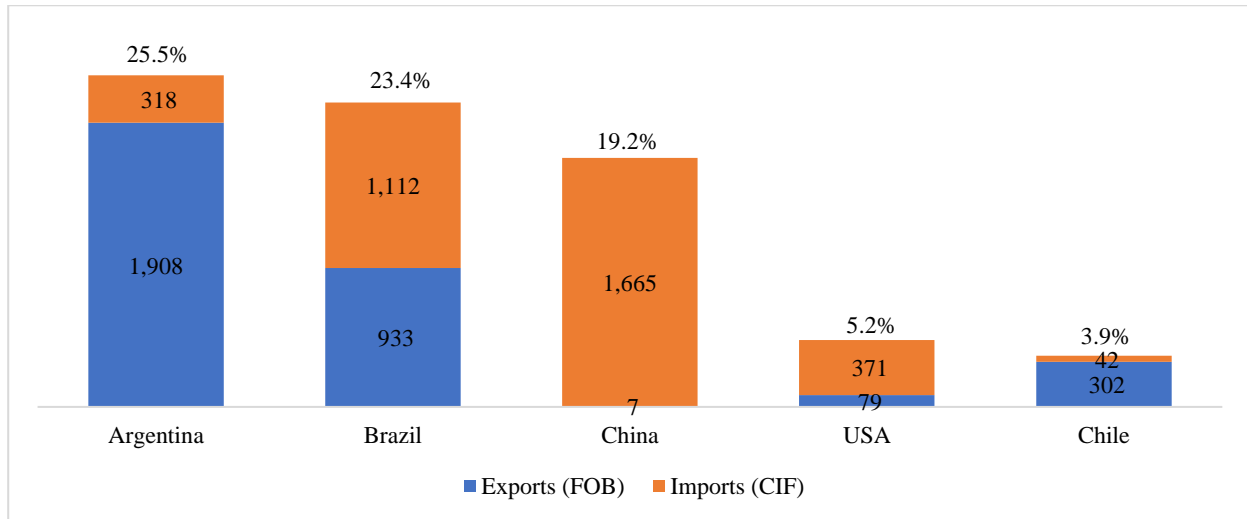
Subsecretaría de Estado de Economía

Top trading partners of Paraguay

January-April 2023

Share in total trade

(Numbers in millions USD)

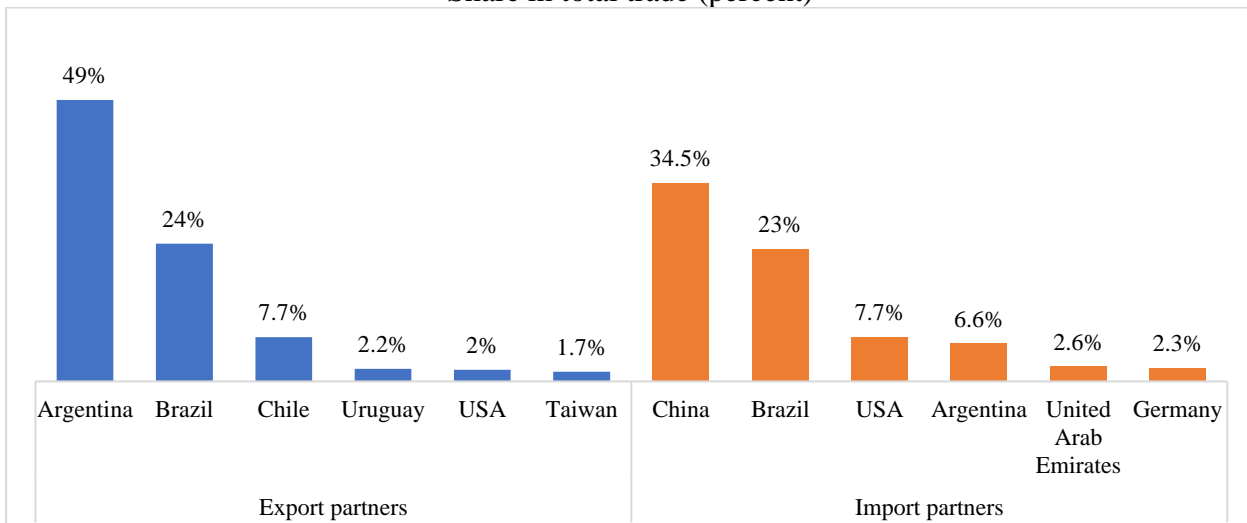


Source: Directorate of Integration – Department of Commerce Strategies, based on data reported by the Central Bank of Paraguay

Top import and export partners of Paraguay

January-April 2023

Share in total trade (percent)



Source: Directorate of Integration – Department of Commerce Strategies, based on data reported by the Central Bank of Paraguay





TETĀ VIRU
MOHENDĀPY
Motenondcha
Ministerio de
HACIENDA

TETĀ REKUÁI
GOBIERNO NACIONAL

Paraguay
de la gente

Subsecretaría de Estado de Economía

Top traded products

January-April 2023

Exports (in millions) USD FOB	2022	2023	Percent change
Soybeans	643	1,480	130.1
Electricity (hydropower) ¹	437	514	17.6
Beef (refrigerated)	273	239	-12.5

Imports (in millions) USD CIF	2022	2023	Percent change
Telephone devices	457	684	49.7
Petrol oil	583	662	13.1
Automobiles	183	168	-7.8

Source: Directorate of Integration – Department of Commerce Strategies, based on data reported by the Central Bank of Paraguay

¹ 100% of electric power generated and sold by Paraguay comes from its hydraulic power plants.





TETĀ VIRU
MOHENDAPY
Motenondeha
Ministerio de
HACIENDA

TETĀ REKUÁI
GOBIERNO NACIONAL

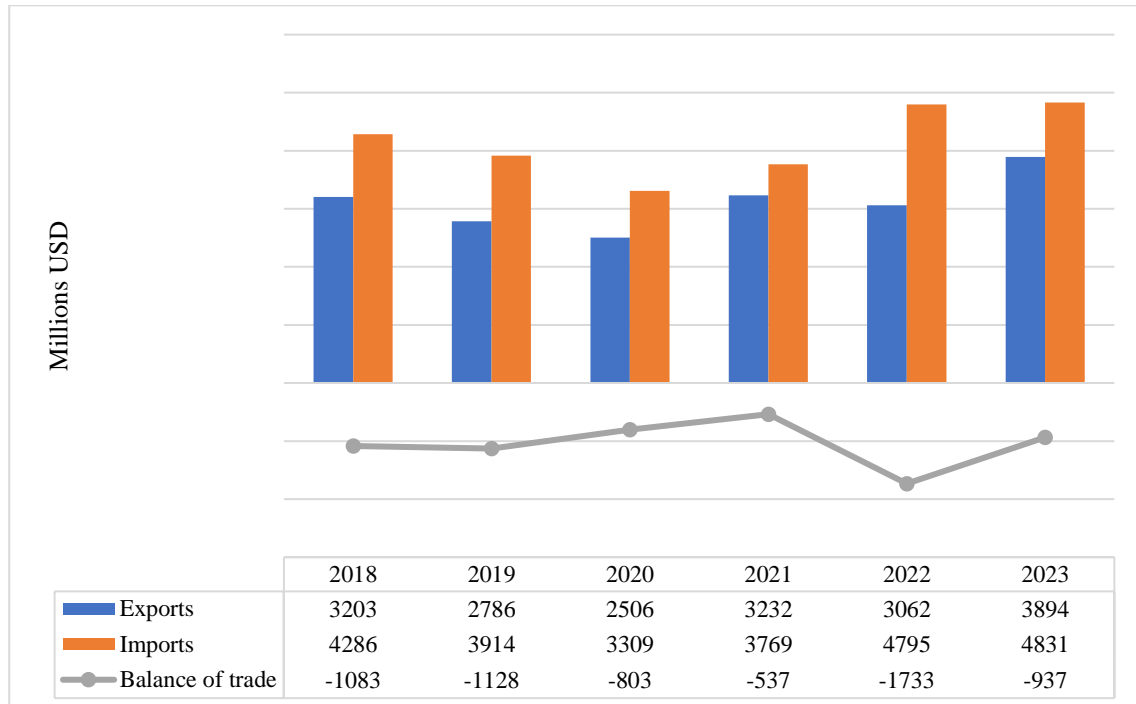
Paraguay
de la gente

Subsecretaría de Estado de Economía

Overall trade detailed series

January – April 2018-2023

Millions (USD)



Source: Directorate of Integration – Department of Commerce Strategies, based on data reported by the Central Bank of Paraguay

Notes: (*) Exports expressed as FOB value
(**) Imports expressed as CIF value





TETĀ VIRU
MOHENDĀPY
Motenondeha
Ministerio de
HACIENDA

TETĀ REKUÁI
GOBIERNO NACIONAL

Paraguay
de la gente

Subsecretaría de Estado de Economía

Summary of the Paraguayan International Trade

Exports (FOB)

- January-April 2023: USD 3.9 billion
- January-April 2022: USD 3 billion
- Growth in value: USD 832 million
- Growth in percentage: 27.2%

Countries or trade blocs that mostly impacted on exports growth

- MERCOSUR (USD 1.1 billion)
- South Korea (USD 38 million)

Products that mostly impacted on exports outcome

- Soy (USD 837 million)
- Electricity (USD 77 million)

Source: Directorate of Integration – Department of Commerce Strategies, based on data reported by the Central Bank of Paraguay

Imports (CIF)

- January-April 2023: USD 4.8 billion
- January-April 2022: USD 4.8 billion
- Growth in value: USD 36 million
- Growth in percentage: 0.8%

Countries or trade blocs that mostly impacted on imports growth

- China (USD 83 million)
- USMCA (USD 39 million)

Products that mostly impacted on imports outcome

- Telephone devices (USD 227 million)
- Petroleum oil (USD 80 million)

Source: Directorate of Integration – Department of Commerce Strategies, based on data reported by the Central Bank of Paraguay

