



TETĀ VIRU
MOHENDAPY
Motenondcha
Ministerio de
HACIENDA


TETĀ REKUÁI
GOBIERNO NACIONAL

Paraguay
de la gente

Subsecretaría de Estado de Economía

TRADE INDICATORS OF PARAGUAY

November 2019



Source: Directorate of Integration – Department of Commerce Strategies, based on data reported by the Central Bank of Paraguay



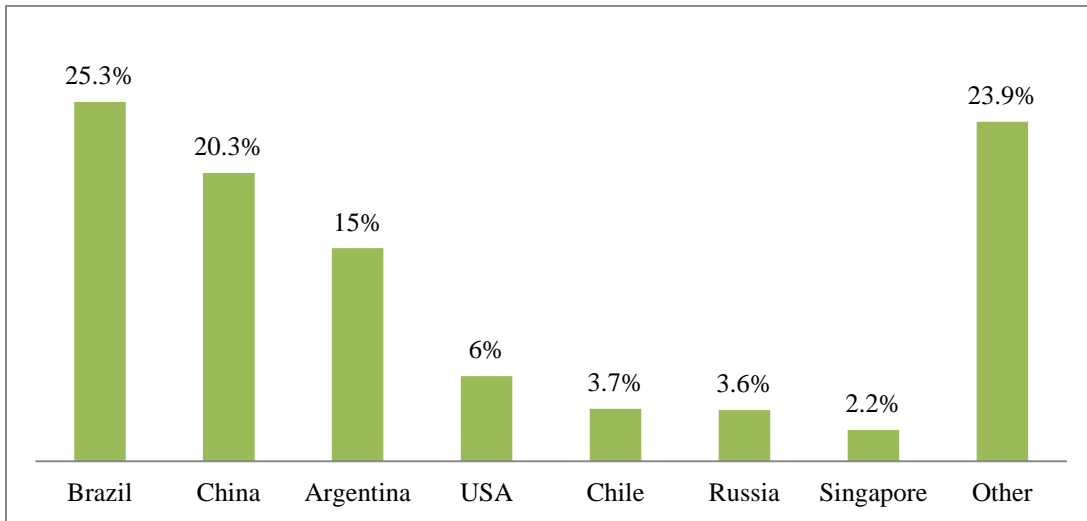


Subsecretaría de Estado de Economía

Top trading partners of Paraguay

January to November 2019

Participation in relation to overall trade (percent)

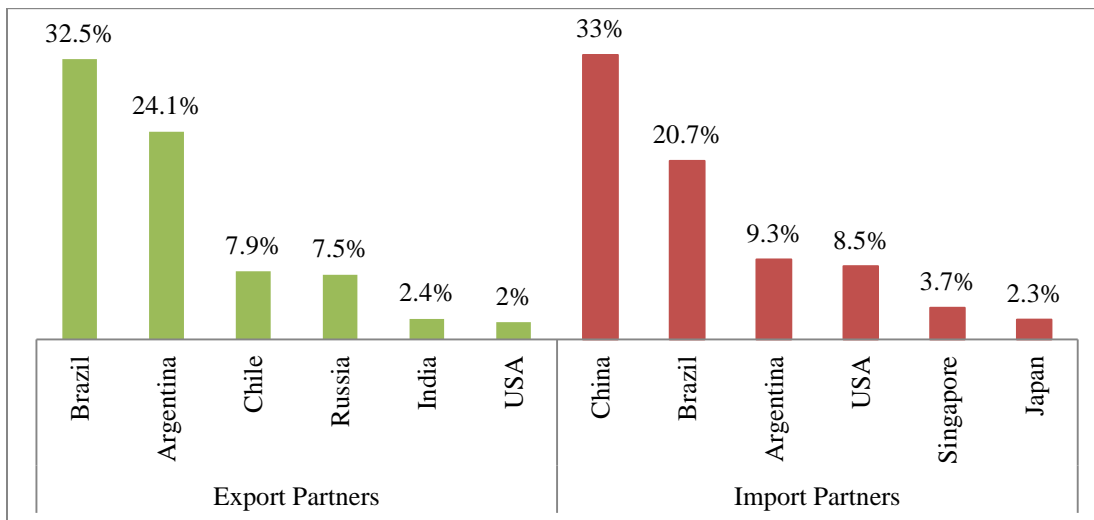


Source: Directorate of Integration – Department of Commerce Strategies, based on data reported by the Central Bank of Paraguay

Top import and export partners of Paraguay

January to November 2019

Portion of participation in overall trade (percent)



Source: Directorate of Integration – Department of Commerce Strategies, based on data reported by the Central Bank of Paraguay



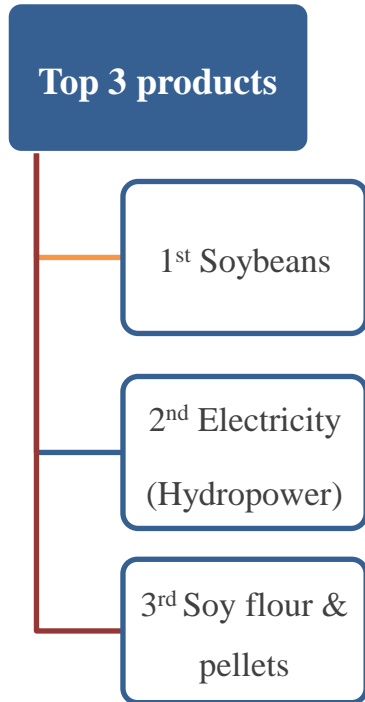


Subsecretaría de Estado de Economía

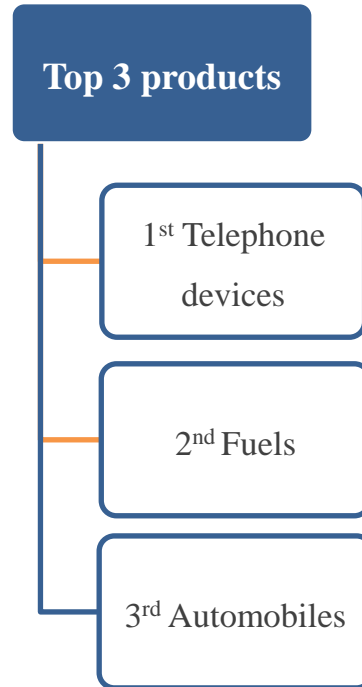
Top traded goods

January to November 2019

Exports



Imports



Source: Directorate of Integration – Department of Commerce Strategies, based on data reported by the Central Bank of Paraguay



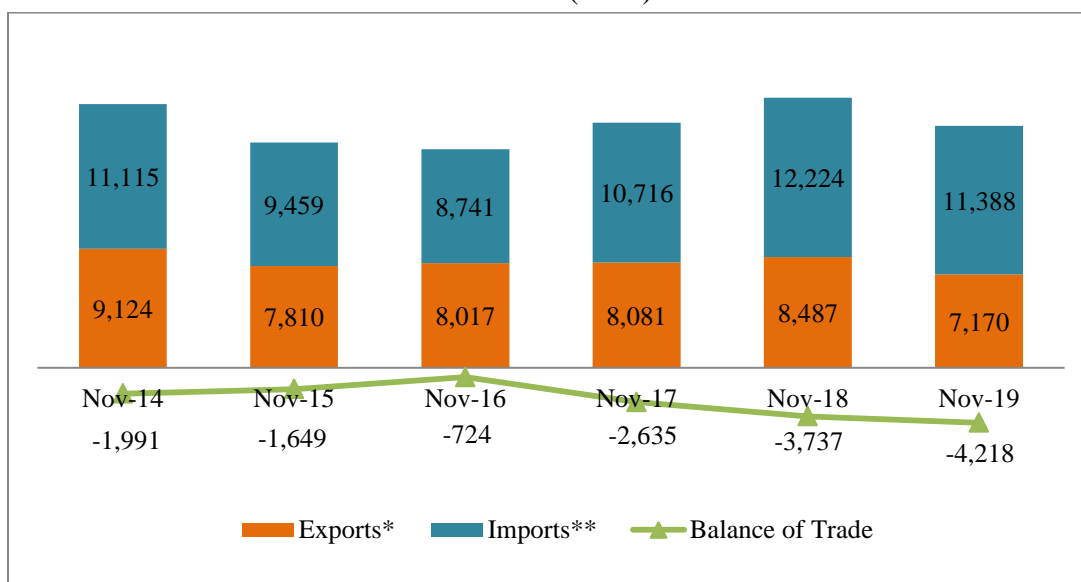


Subsecretaría de Estado de Economía

Overall trade detailed series

January to November 2014/2019

Millions (USD)



Source: Directorate of Integration, Department of Commerce Strategies, based on data reported by the Central Bank of Paraguay

Notes: (*) Exports expressed as FOB
(**) Imports expressed as CIF

Exports and imports take into account those registered by the National Customs Administration, including hydropower exports. It does not take into account re-exports or other kind of exports or other imports registered in other national accounts.





Subsecretaría de Estado de Economía

Summary of the Paraguayan Foreign Trade

Exports (FOB USD)

- January-November 2018: USD 8.5 billion
- January-November 2019: USD 7.2 billion
- Change in value: USD -1.3 billion
- Percent change: -15,5%

Trading blocs or regions that had major effects on overall growth and fall of exports

- MERCOSUR (USD -673 million)
- EU-28 (USD -252 million)
- NAFTA (USD 13 million)

Group of products that had major effects on overall growth and fall of exports

- Soybeans (USD -620 million)
- Electricity - hydropower (USD -476 million)
- Grains - maize (USD 180 million)

Source: Directorate of Integration, Department of Commerce Strategies, based on data reported by the Central Bank of Paraguay

Imports (CIF USD)

- January-November 2018: USD 12.2 billion
- January-November 2019: USD 11.4 billion
- Change in value: USD -836
- Percent change: -6.8%

Trading blocs or regions which most impacted on overall imports growth and fall

- EU-28 (USD -616 million)
- MERCOSUR (USD -422 million)
- China (USD 339 million)

Group of products that major impacted on overall imports growth and fall

- Petrol products (USD -198 million)
- Accessories for office machines (USD -141 million)
- Telephone devices (USD 753 million)

Source: Directorate of Integration, Department of Commerce Strategies, based on data reported by the Central Bank of Paraguay

