



TRADE INDICATORS OF PARAGUAY

July 2021



Source: Directorate of Integration – Department of Commerce Strategies, based on data reported by the Central Bank of Paraguay



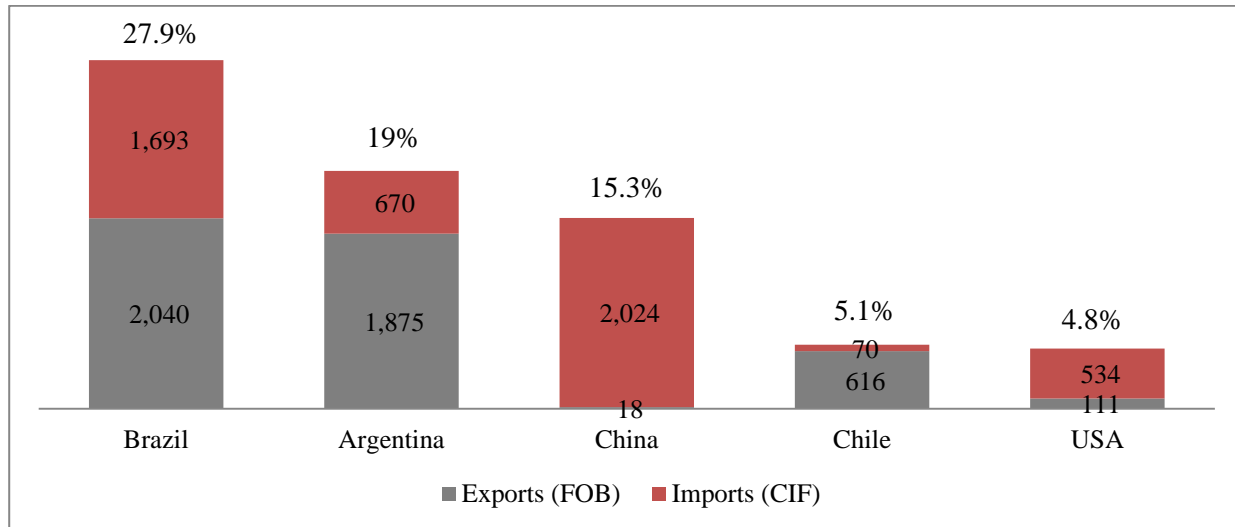


Subsecretaría de Estado de Economía

Top trading partners of Paraguay

July 2021

Share in total trade (percent)

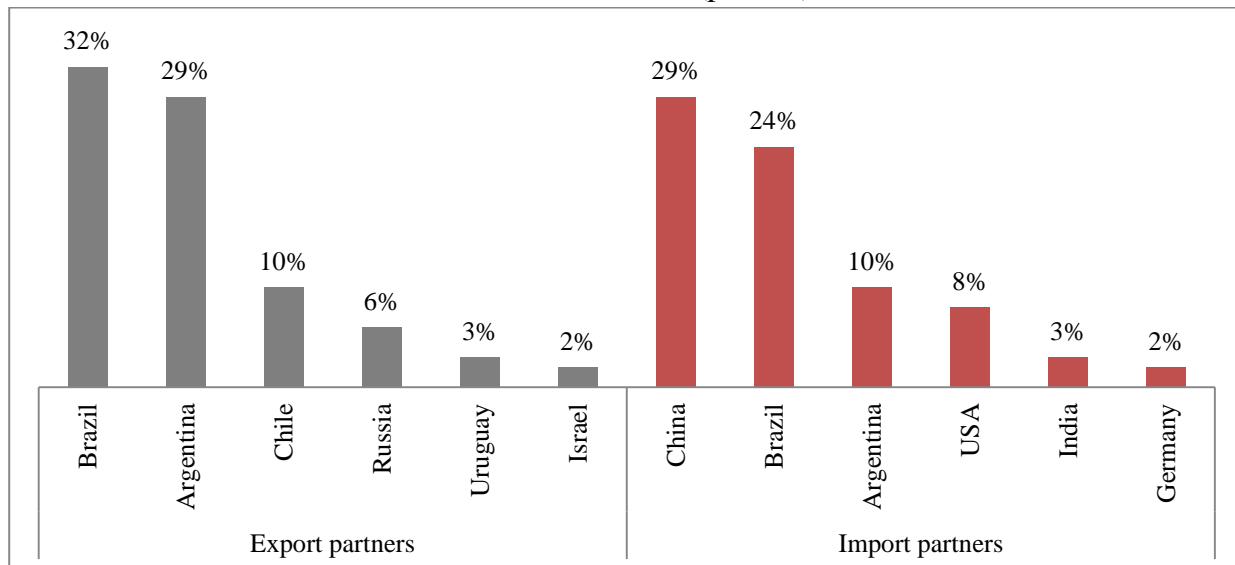


Source: Directorate of Integration – Department of Commerce Strategies, based on data reported by the Central Bank of Paraguay

Top import and export partners of Paraguay

July 2021

Share in total trade (percent)



Source: Directorate of Integration – Department of Commerce Strategies, based on data reported by the Central Bank of Paraguay





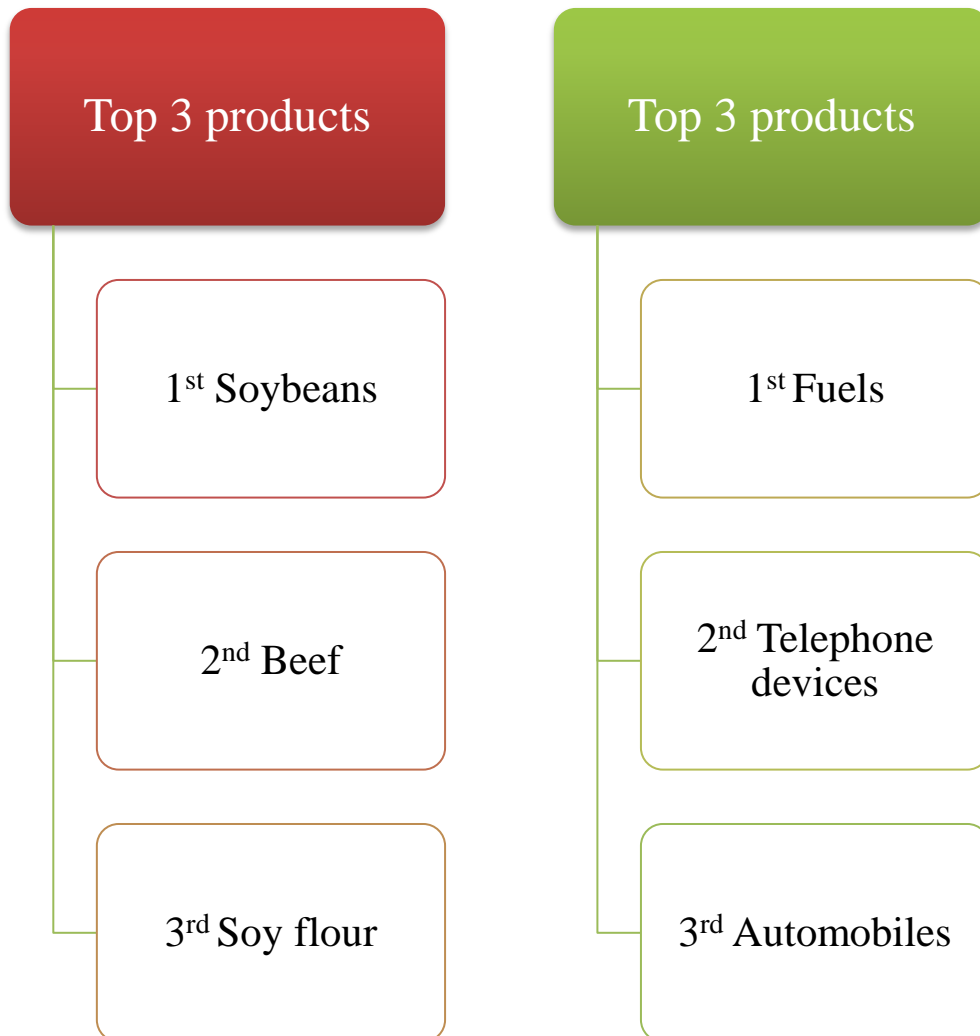
Subsecretaría de Estado de Economía

Top traded goods

July 2021

Exports

Imports



Source: Directorate of Integration – Department of Commerce Strategies, based on data reported by the Central Bank of Paraguay





TETĀ VIRU
MOHENDAPY
Motenondcha
Ministerio de
HACIENDA

■ TETĀ REKUĀI
■ GOBIERNO NACIONAL

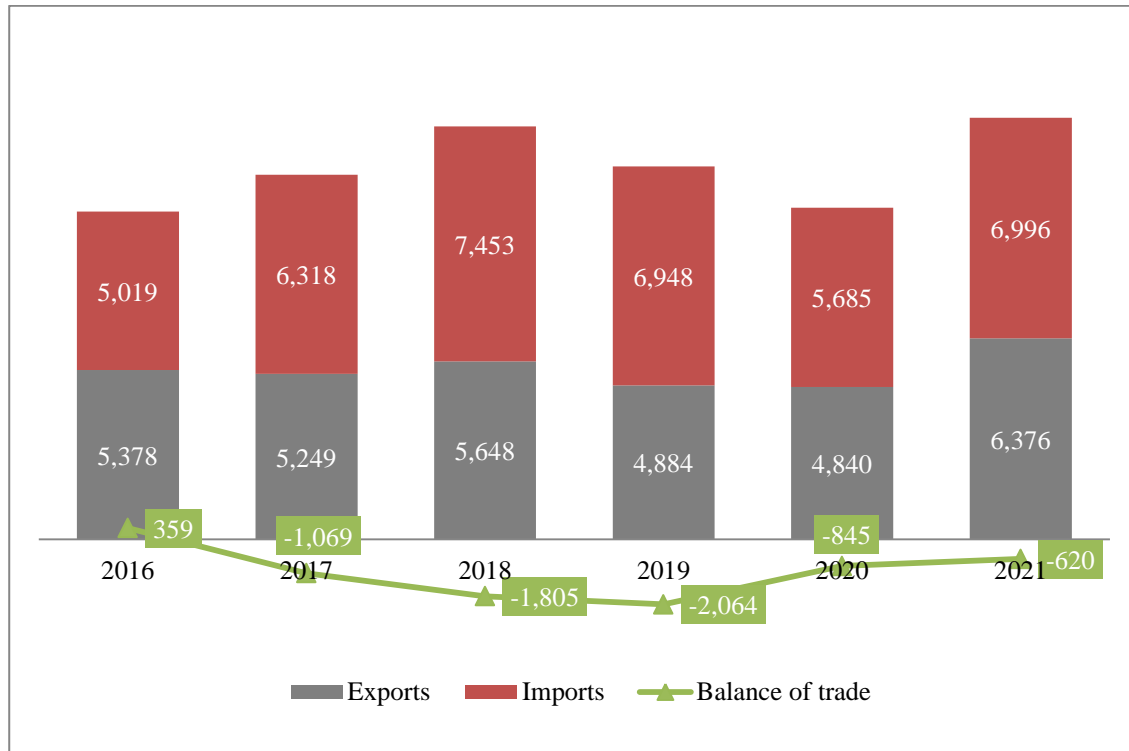
Paraguay
de la gente

Subsecretaría de Estado de Economía

Overall trade detailed series

January-July 2016-2021

Millions (USD)



Source: Directorate of Integration – Department of Commerce Strategies, based on data reported by the Central Bank of Paraguay

Notes: (*) Exports expressed as FOB
(**) Imports expressed as CIF





Subsecretaría de Estado de Economía

Summary of the Paraguayan Foreign Trade

Exports (USD FOB)

- January-July 2021: 6,376 million
- January-July 2020: 4,840 million
- Growth (value): 1,536 million
- Growth (percent): 31.7%

Countries or trade blocs that mostly impacted on exports growth

- MERCOSUR (USD 968 million)
- Associated to MCS (USD 261 million)
- USMCA (-13 million)

Products that mostly impacted on exports outcome

- Soybeans (USD 598 million)
- Beef - refrigerated (USD 261 million)
- Electricity - hydropower (USD -104 million)

Source: Directorate of Integration – Department of Commerce Strategies, based on data reported by the Central Bank of Paraguay

Imports (USD CIF)

- January-July 2021: 6,996 million
- January-June 2020: 5,685 million
- Growth (value): 1,311 million
- Growth (percent): 23.1%

Countries or trade blocs which mostly impacted on imports growth

- MERCOSUR (USD 640 million)
- China (USD 314 million)
- ASEAN (USD -79 million)

Products that mostly impacted on imports outcome

- Fuels (USD 132 million)
- Data processing devices (USD 86 million)
- Insecticides (USD -43 million)

Source: Directorate of Integration – Department of Commerce Strategies, based on data reported by the Central Bank of Paraguay

