


Viceministerio de Economía y Planificación

TRADE INDICATORS OF PARAGUAY

March 2024



Source: General Directorate of Trade Policy and Integration – Department of Commerce Strategies, based on data reported by the Central Bank of Paraguay

Note: (*) Total trade (exports expressed in FOB + imports expressed in CIF)

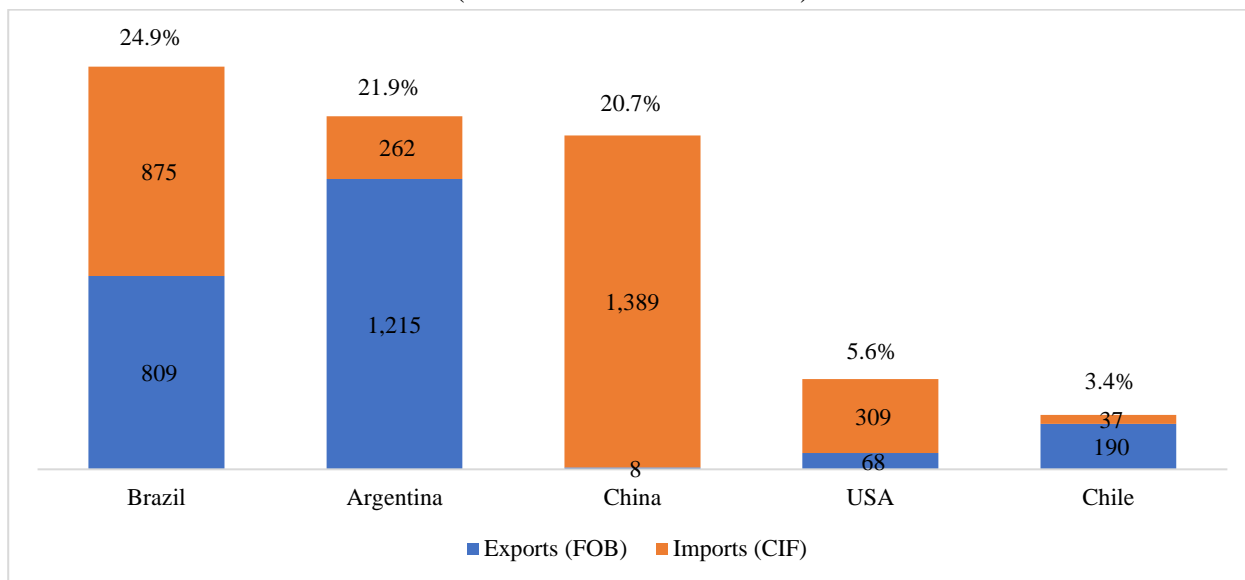
Viceministerio de Economía y Planificación

Top trading partners of Paraguay

January-March 2024

Share in total trade

(Numbers in USD millions)

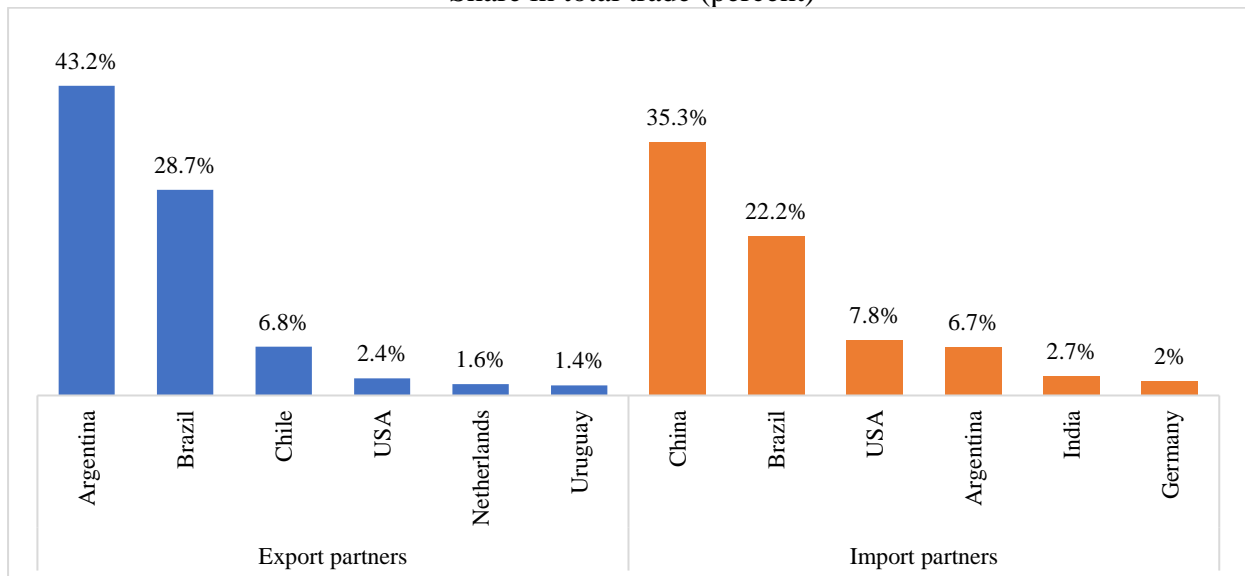


Source: General Directorate of Trade Policy and Integration – Department of Commerce Strategies, based on data reported by the Central Bank of Paraguay

Top import and export partners of Paraguay

January-March 2024

Share in total trade (percent)



Source: General Directorate of Trade Policy and Integration – Department of Commerce Strategies, based on data reported by the Central Bank of Paraguay

Viceministerio de Economía y Planificación

Top traded products

January-March 2024

Exports	USD millions (FOB)		Percent change
	2023	2024	
Soy	936	1,013	936
Electricity (hydropower)¹	371	386	14.6
Beef (frozen)	158	172	158

Imports	USD millions (CIF)		Percent change
	2023	2024	
Petroleum	552	535	-3.1
Telephone devices	530	501	-5.6
Automobiles	128	151	17.6

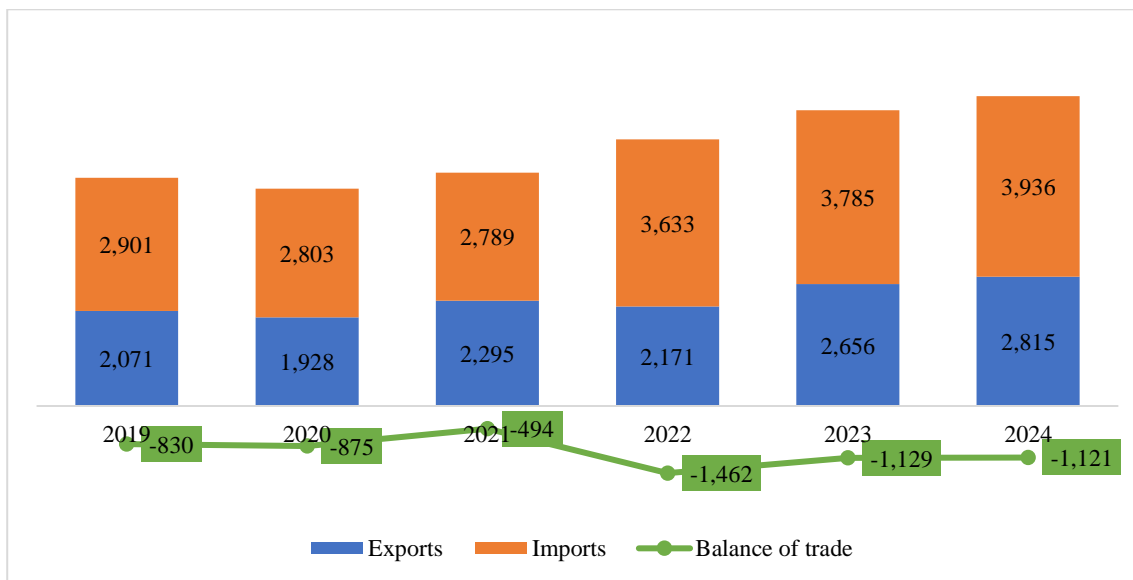
Source: General Directorate of Trade Policy and Integration – Department of Commerce Strategies, based on data reported by the Central Bank of Paraguay

Viceministerio de Economía y Planificación

Global trade detailed series

January-March 2019-2024

USD millions



Source: General Directorate of Trade Policy and Integration – Department of Commerce Strategies, based on data reported by the Central Bank of Paraguay

Notes: (*) Exports expressed as FOB value
(**) Imports expressed as CIF value

Viceministerio de Economía y Planificación

Summary of the Paraguayan International Trade

Exports (FOB)

- January-March 2024: USD 2.8 billion
- January-March 2023: USD 2.6 billion
- Growth in value: USD 159 million
- Growth in percentage: 6%

Countries or trade blocs that mostly impacted on exports growth

- MERCOSUR (USD 174 million)
- ASEAN (USD 29 million)

Products which mostly impacted on exports outcome

- Soy (USD 77 million)
- Rice (USD 41 million)

Source: General Directorate of Trade Policy and Integration – Department of Commerce Strategies, based on data reported by the Central Bank of Paraguay

Imports (CIF)

- January-March 2024: USD 3.9 billion
- January-March 2023: USD 3.7 billion
- Growth in value: USD 151 million
- Growth in percentage: 4%

Countries or trade blocs that mostly impacted on imports growth

- ASEAN (USD 102 million)
- China (USD 97 million)

Products which mostly impacted on imports outcome

- Electric machines and devices (USD 61 million)
- Insecticides (USD 39million)

Source: General Directorate of Trade Policy and Integration – Department of Commerce Strategies, based on data reported by the Central Bank of Paraguay